



1.PUT THE SCREW INTO THE GLASS CLIP AND FIX THE CLASS CLIP.




2.PUT THE SIDE GLASS ON IT AND FIX THE SRCEW.



3.FIX THE GLASS LINKED CLIP.LINKED THE GLSAA SHELF AND SIDE GLASS TOGETHER.



4.PUT THE CURVED GLASS ON AND FIX THE LINKED CLIP.



5.FINISHED.

