LAVAVAJILLAS DE ARRASTRE MODULAR
MODULAR CONVEYOR DISHWASHER

MODELOS / MODELS
CCO-180 CW
CCO-180 HW
CCO-180 ECO

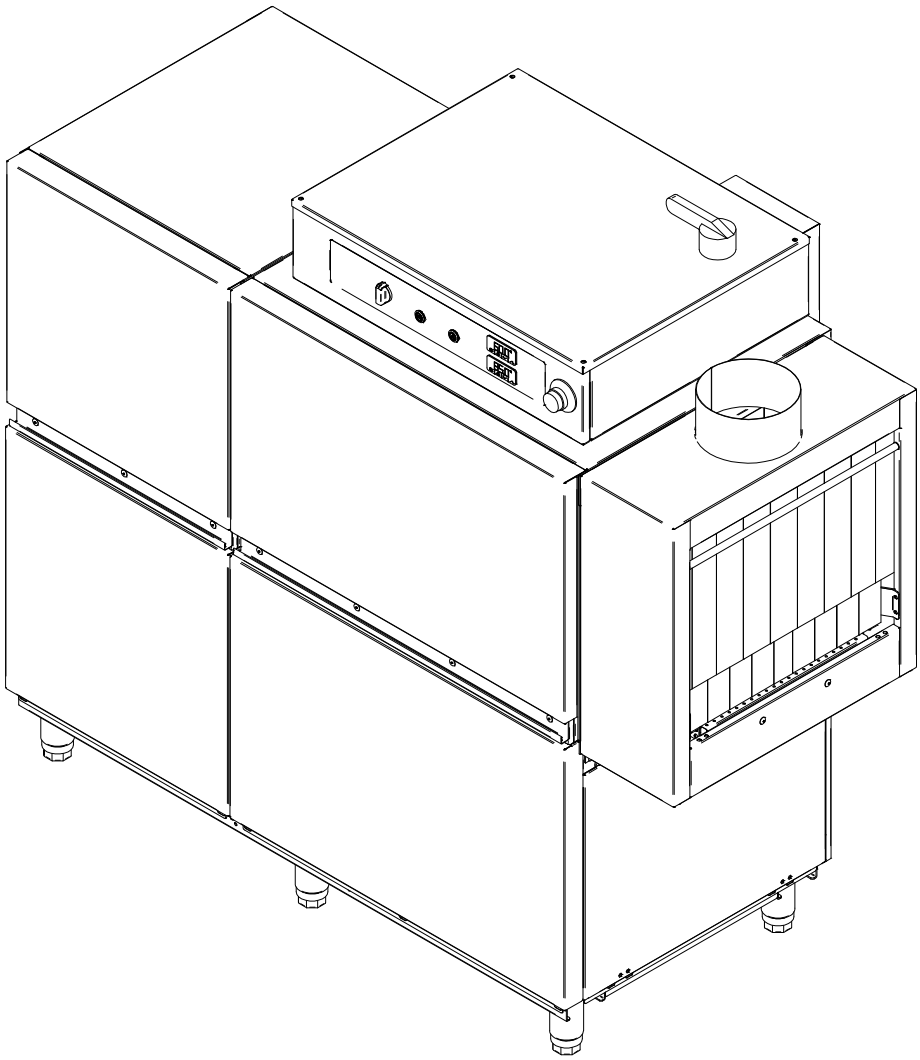

MARZO 2018 MARCH

rev 062022

FAGOR

FAGOR INDUSTRIAL

Despiece técnico CCO-180 / Spare Parts CCO-180

ESTRUCTURA - ARMAZÓN / STRUCTURE - FRAME
(páginas 1-2 / pages 1-2)

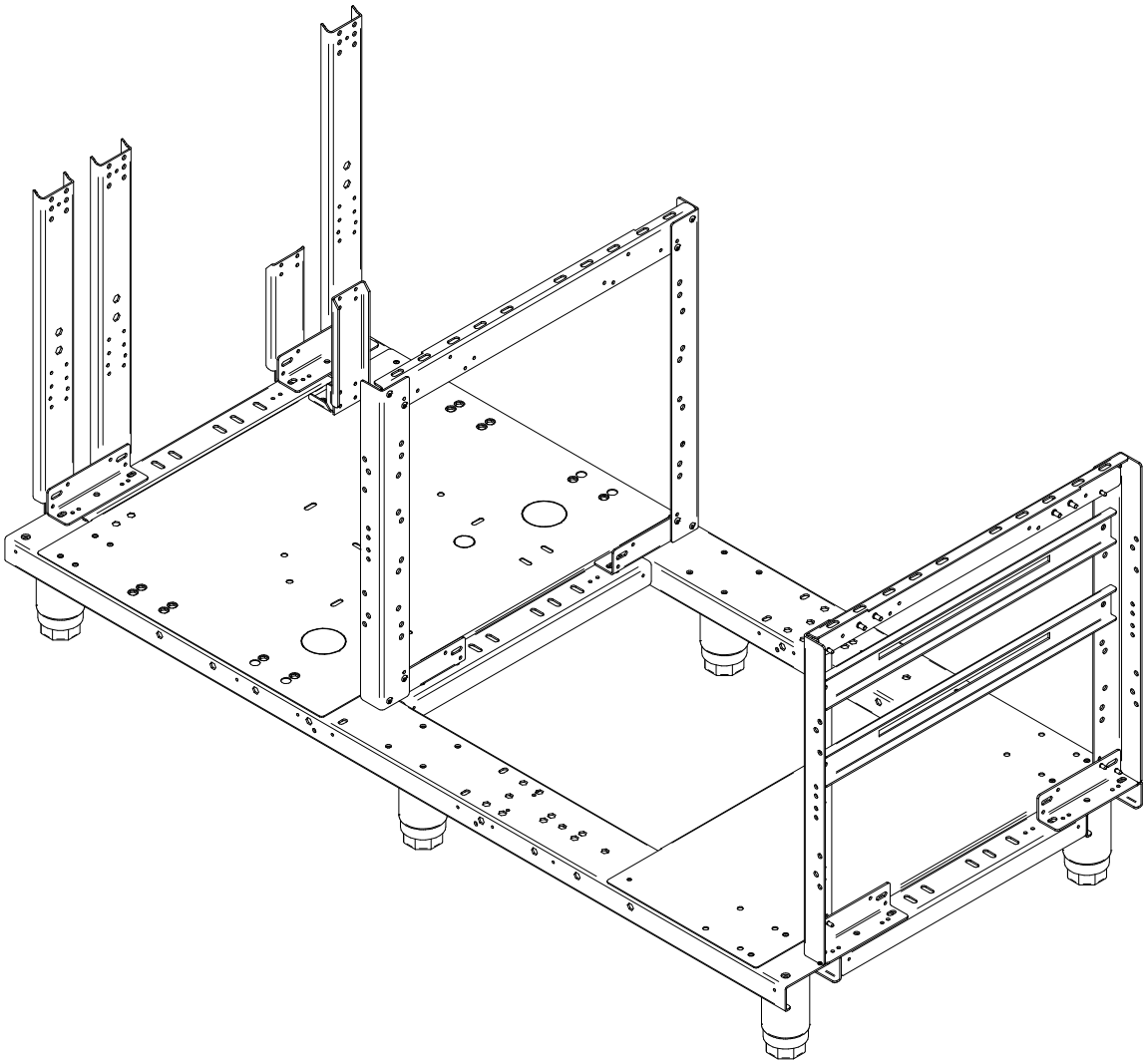

FAGOR

FAGOR INDUSTRIAL

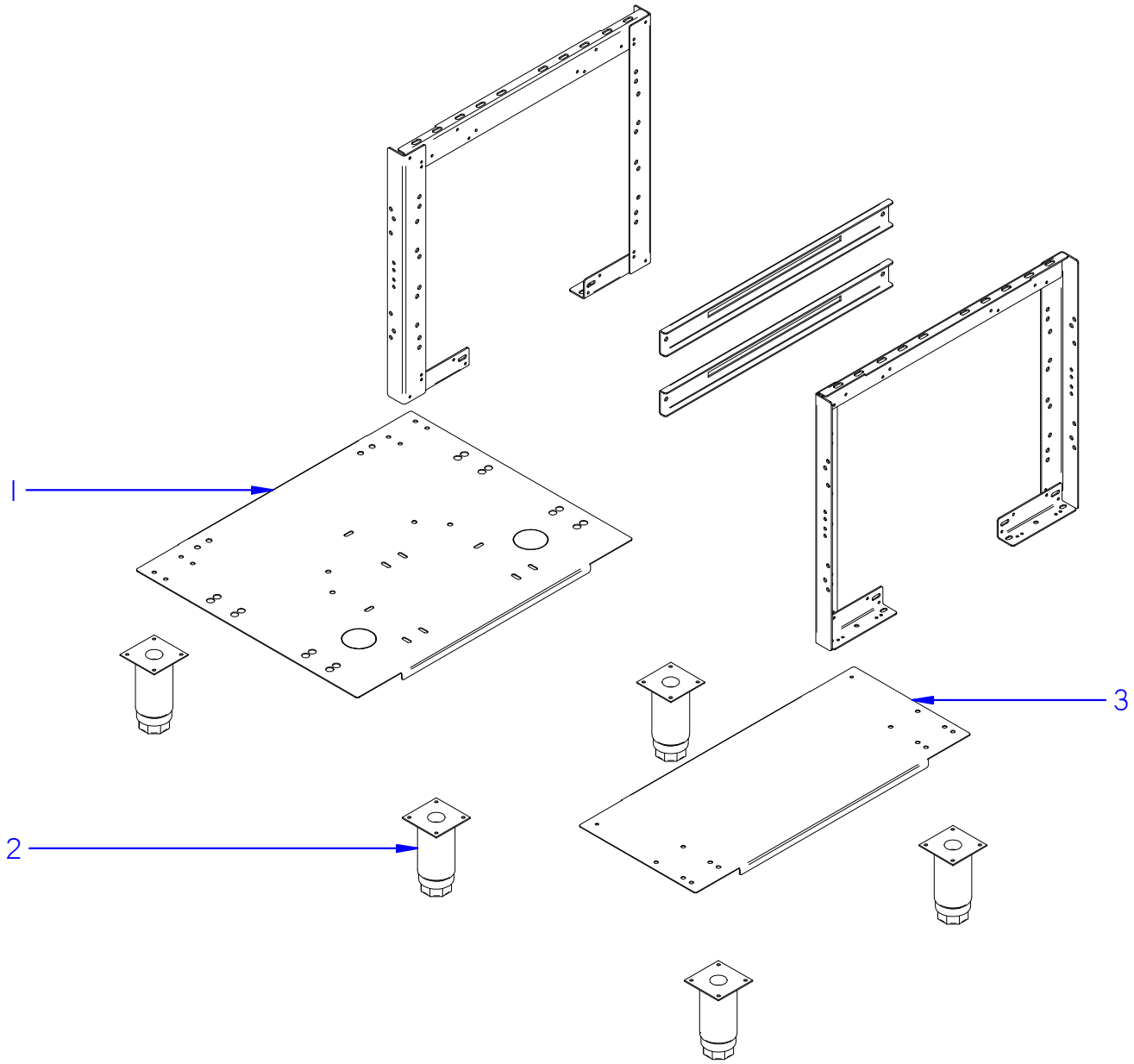

ITEM MARCADO EN COLOR = REPUESTO RECOMENDADO
COLOURED ITEM = RECOMMENDED SPARE PART

Fecha	Firma	CCO-180	Página	
01-03-2018	B. Alcantara	ESTRUCTURA - ARMAZÓN / STRUCTURE - FRAME	1	FAGOR INDUSTRIAL

APARATO / APPLIANCE	LAVAVAJILLAS / DISHWASHER	ZONA / ZONE	ESTRUCTURA - ARMAZÓN / STRUCTURE - FRAME

ITEM	CODIGO REFERENCE	DENOMINACIÓN	DENOMINATION	CCO-180 CW 230V	CCO-180 HW 230V	CCO-180 ECO 230V	CCO-180 CW 400V	CCO-180 HW 400V	CCO-180 ECO 400V							RECOMENDADOS RECOMMENDED	ELIMINADO ELIMINATED	INTRODUCIDO INTRODUCED	NOTAS / NOTES
1	12168093	PANEL TRANSVERSAL PREACLARADO	PRERINSING TRANSVERSAL PANEL	1	1	1	1	1	1										
2	12009104	PATA REGULABLE	ADJUSTABLE LEG	6	6	6	6	6	6										
3	12168095	PANEL TRANSVERSAL LAVADO	WASHING TRANSVERSAL PANEL	1	1	1	1	1	1										

FAGOR
FAGOR INDUSTRIAL

ESTRUCTURA - CUBA / STRUCTURE - CUBE
(páginas 3-4 / pages 3-4)

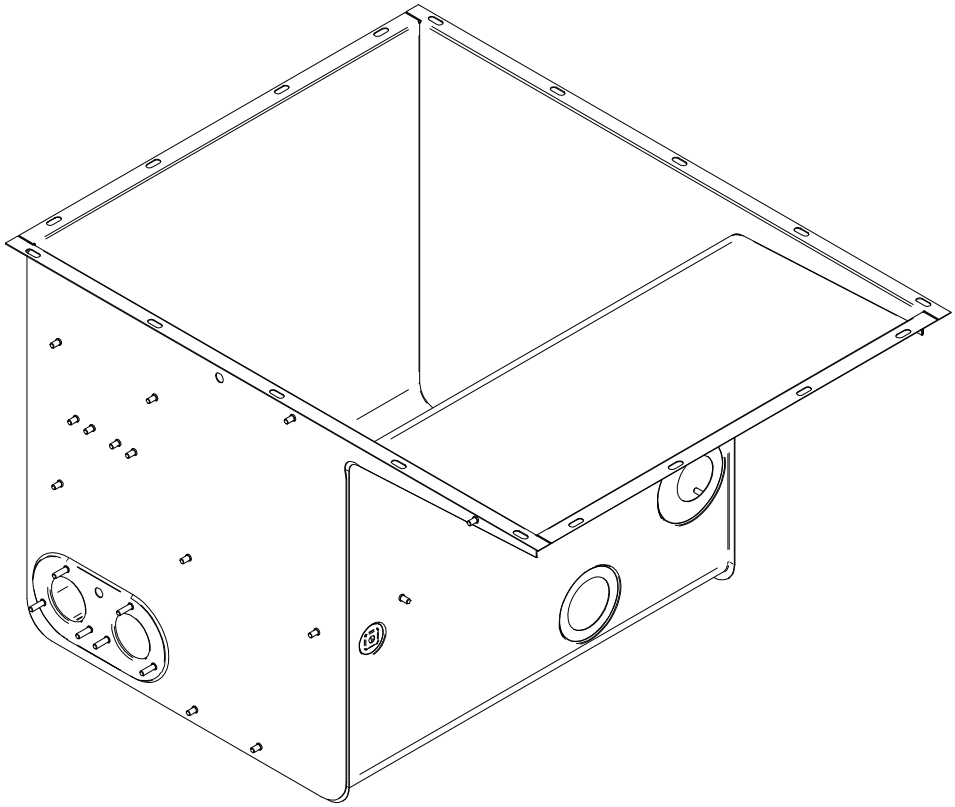

FAGOR

FAGOR INDUSTRIAL

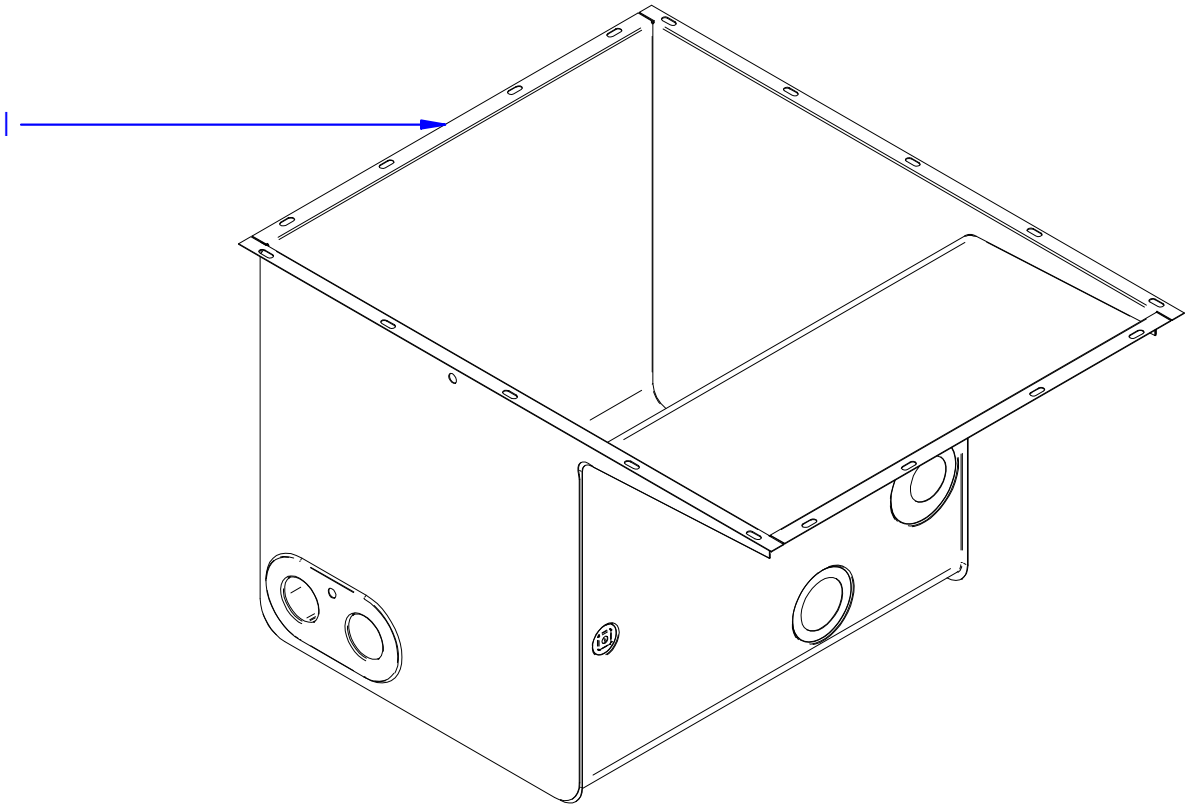

ITEM MARCADO EN COLOR = REPUESTO RECOMENDADO
COLOURED ITEM = RECOMMENDED SPARE PART

Fecha	Firma	CCO-180	Página	
01-03-2018	B. Alcantara	ESTRUCTURA - CUBA / STRUCTURE - CUBE	3	FAGOR INDUSTRIAL

APARATO / APPLIANCE	LAVAVAJILLAS / DISHWASHER	ZONA / ZONE	ESTRUCTURA - CUBA / STRUCTURE - CUBE

ITEM	CODIGO REFERENCE	DENOMINACIÓN	DENOMINATION	CCO-180 CW 230V	CCO-180 HW 230V	CCO-180 ECO 230V	CCO-180 CW 400V	CCO-180 HW 400V	CCO-180 ECO 400V							RECOMENDADOS RECOMMENDED	ELIMINADO ELIMINATED	INTRODUCIDO INTRODUCED	NOTAS / NOTES
1	12164494	CUBA LAVADO MODULAR COMPLETA	COMPLETE MODULAR WASHING CUBE	1	1	1	1	1	1										

ESTRUCTURA - MUEBLES / STRUCTURE - UNITS
(páginas 5-6 / pages 5-6)

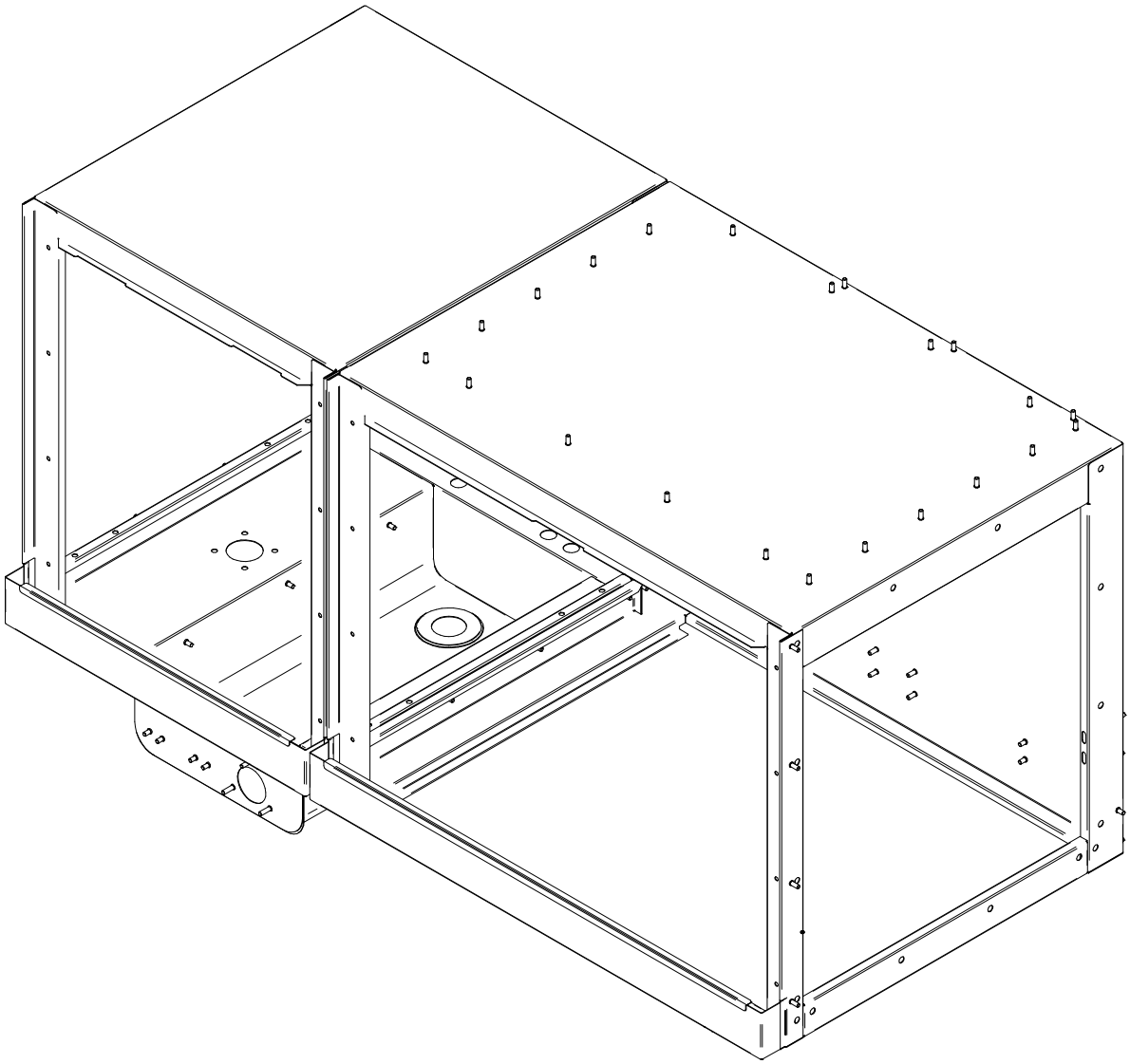

FAGOR

FAGOR INDUSTRIAL

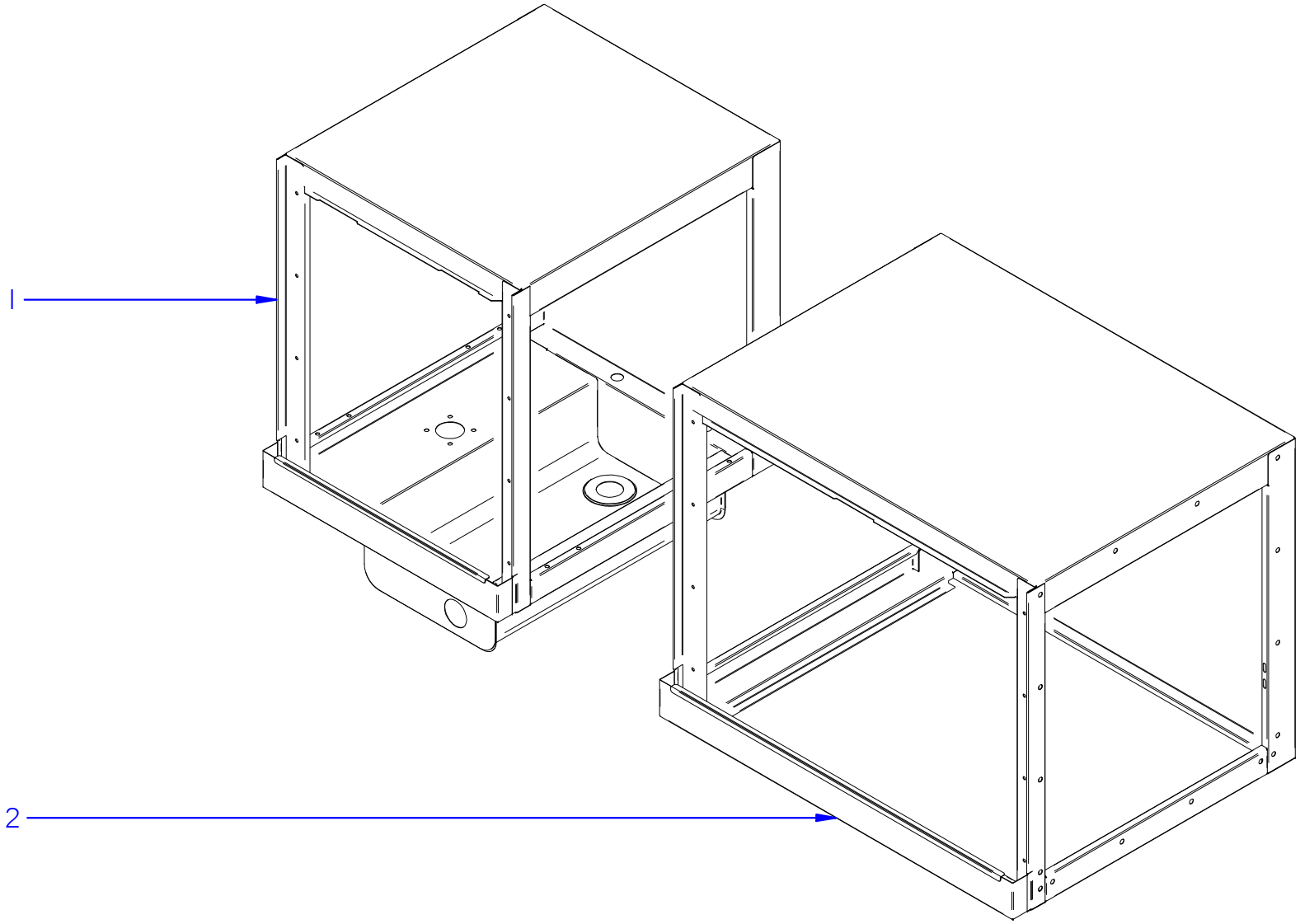

ITEM MARCADO EN COLOR = REPUESTO RECOMENDADO
COLOURED ITEM = RECOMMENDED SPARE PART

Fecha	Firma	CCO-180	Página
01-03-2018	B. Alcantara	ESTRUCTURA - MUEBLES / STRUCTURE - UNITS	5

FAGOR
FAGOR INDUSTRIAL

APARATO / APPLIANCE	LAVAVAJILLAS / DISHWASHER	ZONA / ZONE	ESTRUCTURA - MUEBLES / STRUCTURE - UNITS

ITEM	CODIGO REFERENCE	DENOMINACIÓN	DENOMINATION	CCO-180 CW 230V	CCO-180 HW 230V	CCO-180 ECO 230V	CCO-180 CW 400V	CCO-180 HW 400V	CCO-180 ECO 400V							RECOMENDADOS RECOMMENDED	ELIMINADO ELIMINATED	INTRODUCIDO INTRODUCED	NOTAS / NOTES
1	12165221	CAJA PREACLARADO 15L DCHA. COMP.	COMP. RIGHT PRERINSING BOX 15L	1	1	1	1	1	1										solo versión derecha / only right version
1	12169124	CAJA PREACLARADO 15L IZQDA. COMP.	COMP. LEFT PRERINSING BOX 15L	1	1	1	1	1	1										solo versión izquierda / only left version
2	12164776	CAJA LAVADO CCO-180 DCHA. COMP.	COMP. RIGHT WASHING BOX CCO-180	1	1	1	1	1	1										solo versión derecha / only right version
2	12164779	CAJA LAVADO CCO-180 IZQDA. COMP.	COMP. LEFT WASHING BOX CCO-180	1	1	1	1	1	1										solo versión izquierda / only left version

PANELADO / GENERAL PANELS
(páginas 7-8 / pages 7-8)

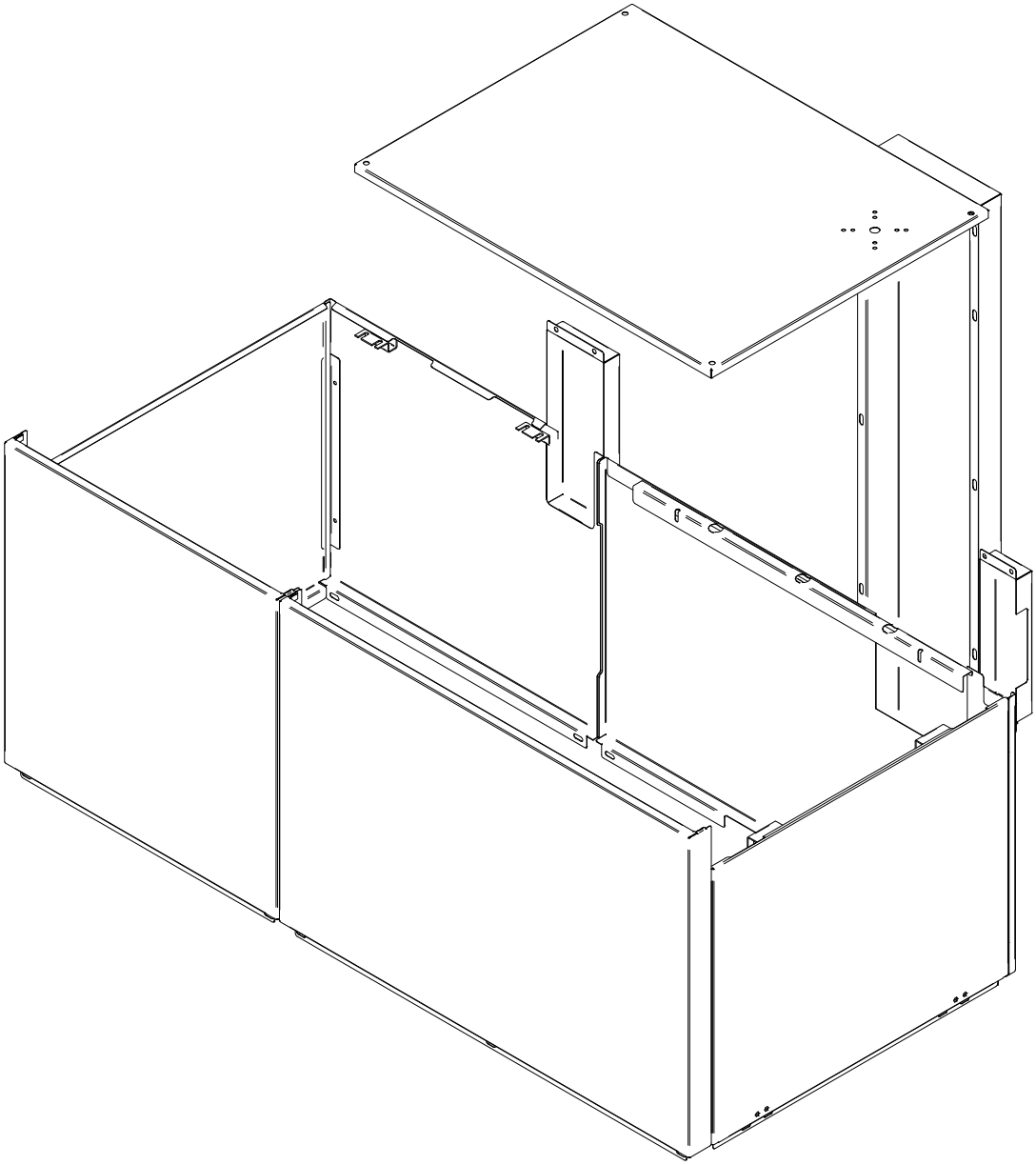

FAGOR

FAGOR INDUSTRIAL

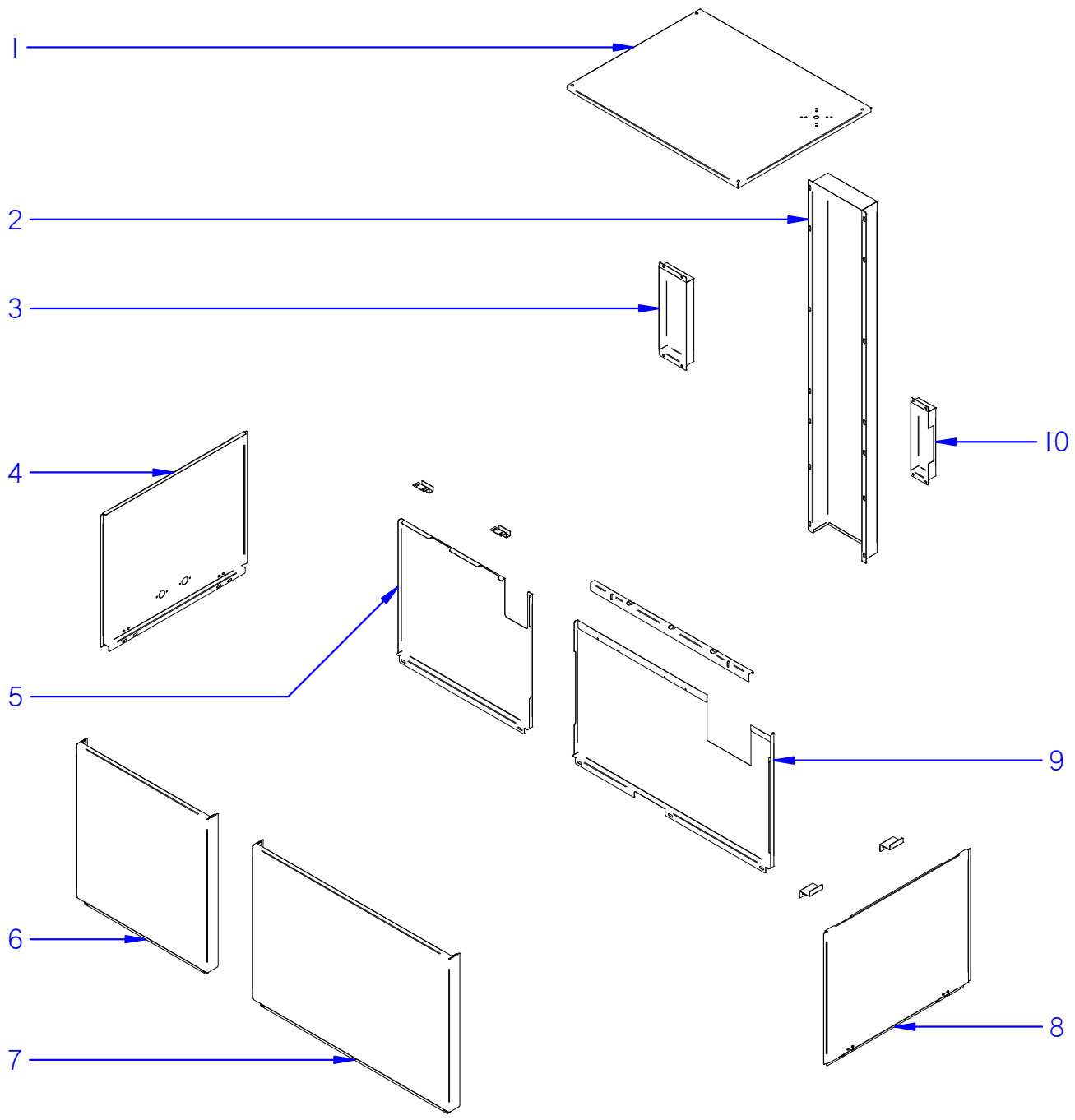

ITEM MARCADO EN COLOR = REPUESTO RECOMENDADO
COLOURED ITEM = RECOMMENDED SPARE PART

Fecha	Firma	CCO-180	Página
01-03-2018	B. Alcantara	PANELADO / GENERAL PANELS	7

FAGOR
FAGOR INDUSTRIAL

APARATO / APPLIANCE	LAVAVAJILLAS / DISHWASHER	ZONA / ZONE	PANELADO / GENERAL PANELS

ITEM	CODIGO REFERENCE	DENOMINACIÓN	DENOMINATION	CCO-180 CW 230V	CCO-180 HW 230V	CCO-180 ECO 230V	CCO-180 CW 400V	CCO-180 HW 400V	CCO-180 ECO 400V							RECOMENDADOS RECOMMENDED	ELIMINADO ELIMINATED	INTRODUCIDO INTRODUCED	NOTAS / NOTES
1	12166035	TAPA CUADRO ELÉCTRICO COMPLETA	COMPLETE ELECTRIC BOARD COVER	1	1	1	1	1	1										
2	12159789	CUBIERTA POSTERIOR CUA. ELÉC. MODUL.	MODUL. ELECTRIC BOARD REAR COVER	1	1	1	1	1	1										
3	12164546	CUBIERTA MICRO ACLARADO MODULAR	MODULAR MICRO-RINSING COVER	1	1	1	1	1	1										
4	12165431	PANEL LATERAL E.V. MODULAR	MODULAR E.V. LATERAL PANEL	1	1	1	1	1	1										
5	12169197	PANEL POSTERIOR ACLA. IZQDO.. COMP.	COMPLETE LEFT RINSING REAR PANEL	1	1	1	1	1	1										solo versión izquierda / only left version
	12164531	PANEL POSTERIOR ACLA. DCHO. COMP.	COMPLETE RIGHT RINSING REAR PANEL	1	1	1	1	1	1										solo versión derecha / only right version
	12188460	PANEL POST. ACLA. IZQDO.. COMP. CRS-700	COMP. CRS-700 LEFT RINSING REAR PANEL	1	1	1	1	1	1										solo con CRS-700 / only with CRS-700
	12185759	PANEL POST. ACLA. DCHO. COMP. CRS-700	COMP. CRS-700 RIGHT RINSING REAR PANE	1	1	1	1	1	1										solo con CRS-700 / only with CRS-700
6	12168910	PANEL FRONTAL PREACLARADO MODUL.	MODULAR PRERINSING FRONT PANEL	1	1	1	1	1	1										
7	12168911	PANEL FRONTAL LAVADO MODULAR	MODULAR WASHING FRONT PANEL	1	1	1	1	1	1										
8	12022777	PANEL LATERAL	LATERAL PANEL	1	1	1	1	1	1										
9	12169196	PANEL POSTERIOR CCO-180 IZQDO.	LEFT REAR PANEL CCO-180	1	1	1	1	1	1										solo versión izquierda / only left version
	12164594	PANEL POSTERIOR CCO-180 DCHO.	RIGHT REAR PANEL CCO-180	1	1	1	1	1	1										solo versión derecha / only right version
	12188653	PANEL POST. IZQDO. CRS-700	CRS-700 LEFT REAR PANEL	1	1	1	1	1	1										solo con CRS-700 / only with CRS-700
	12188663	PANEL POST. DCHO. CRS-700	CRS-700 RIGHT REAR PANEL	1	1	1	1	1	1										solo con CRS-700 / only with CRS-700
10	12167009	CUBIERTA MICRO LAVADO MODULAR	MODULAR MICRO-WASHING COVER	1	1	1	1	1	1										

PUERTAS / DOORS
(páginas 9-10 / pages 9-10)

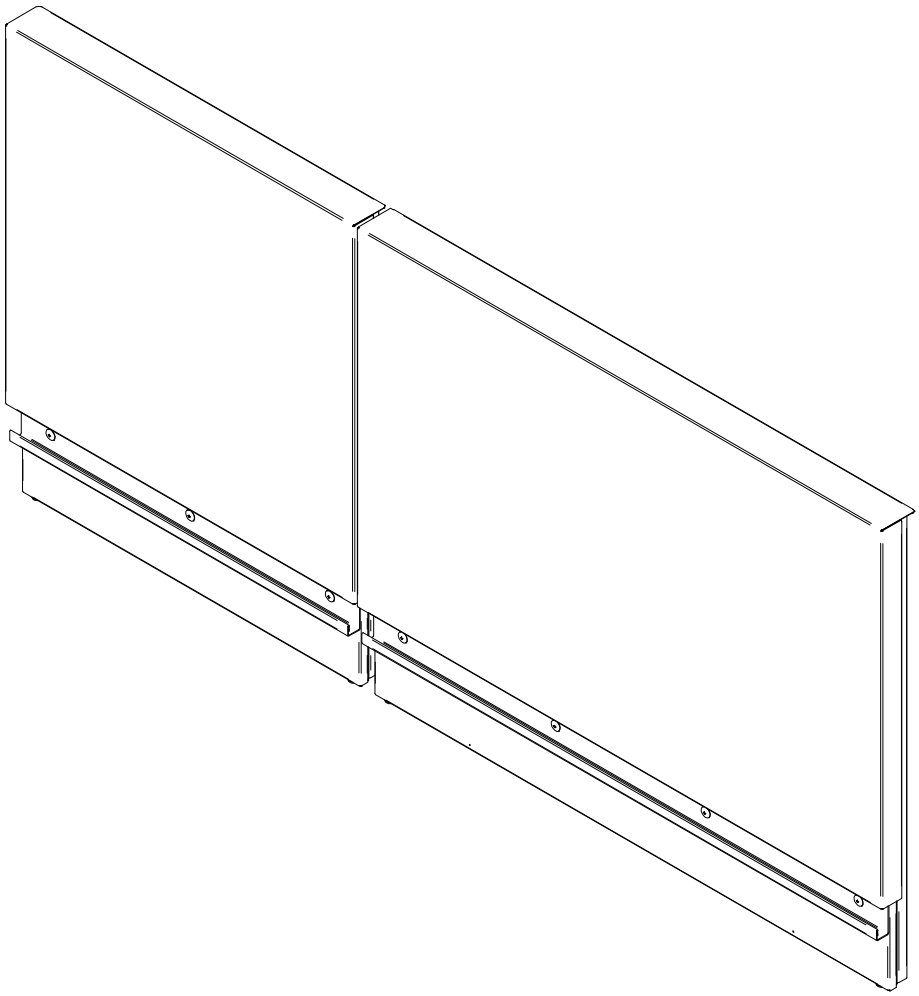

FAGOR

FAGOR INDUSTRIAL

Despiece técnico CC0-180 / Spare Parts CC0-180

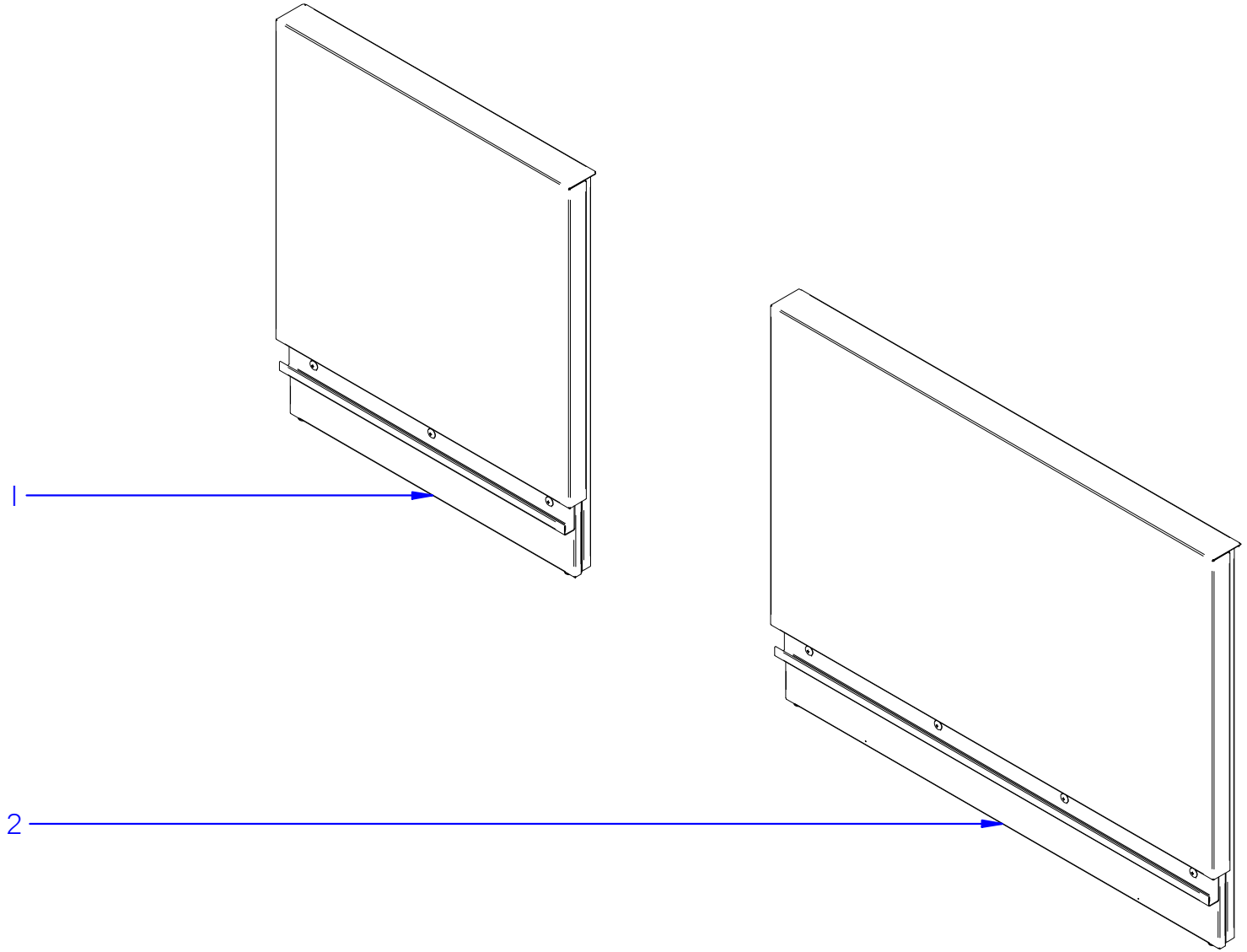

ITEM MARCADO EN COLOR = REPUESTO RECOMENDADO
COLOURED ITEM = RECOMMENDED SPARE PART

Fecha	Firma	CCO-180	Página
01-03-2018	B. Alcantara	PUERTAS / DOORS	9

FAGOR
FAGOR INDUSTRIAL

APARATO / APPLIANCE	LAVAVAJILLAS / DISHWASHER	ZONA / ZONE	PUERTAS / DOORS

ITEM	CODIGO REFERENCE	DENOMINACIÓN	DENOMINATION	CCO-180 CW 230V	CCO-180 HW 230V	CCO-180 ECO 230V	CCO-180 CW 400V	CCO-180 HW 400V	CCO-180 ECO 400V							RECOMENDADOS RECOMMENDED	ELIMINADO ELIMINATED	INTRODUCIDO INTRODUCED	NOTAS / NOTES
1	12164844	PUERTA PREACLARADO MODUL. COMP.	COMPLETE MODUL. PRERINSING DOOR	1	1	1	1	1	1										
2	12164339	PUERTA LAVADO MODULAR COMP.	COMPLETE MODULAR WASHING DOOR	1	1	1	1	1	1										

COMPONENTES CAJA LAVADO / WASHING BOX PARTS
(páginas 11-12 / pages 11-12)

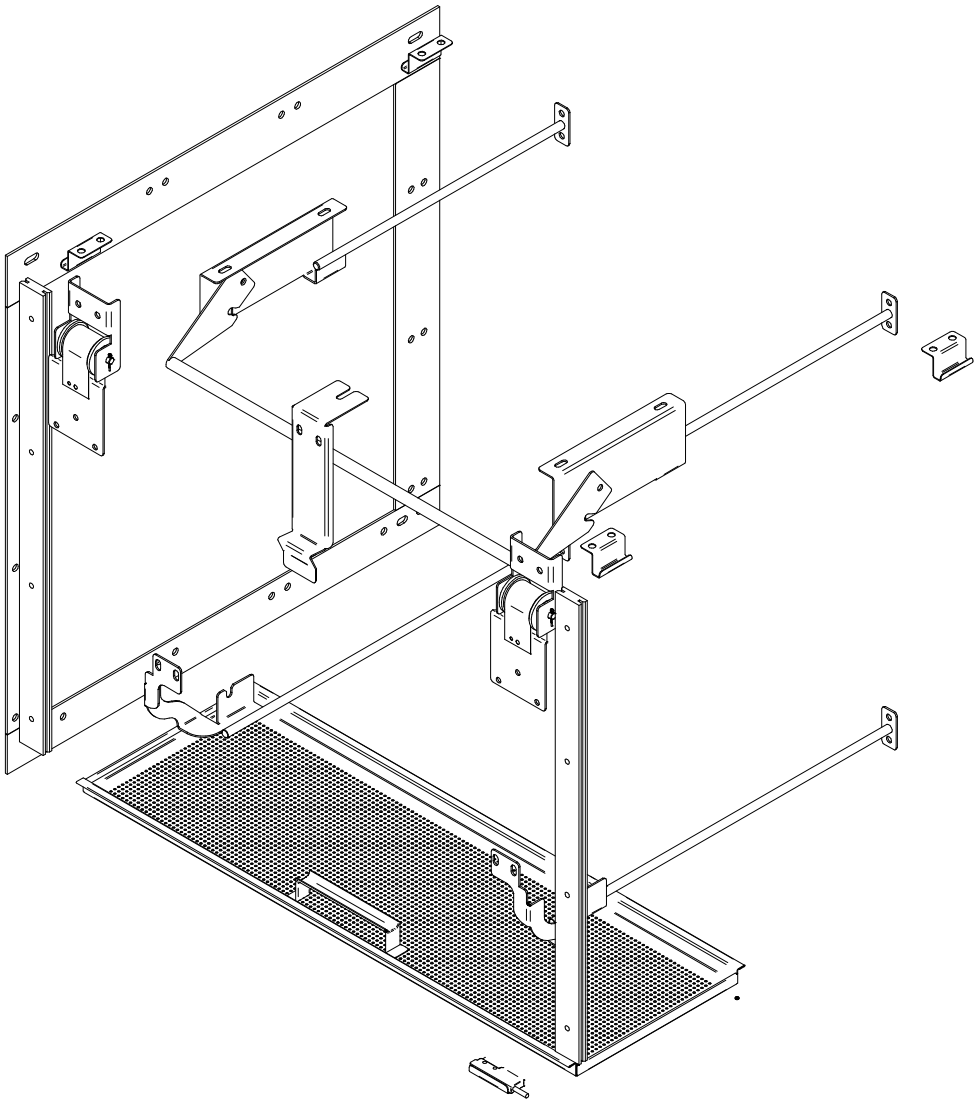

FAGOR

FAGOR INDUSTRIAL

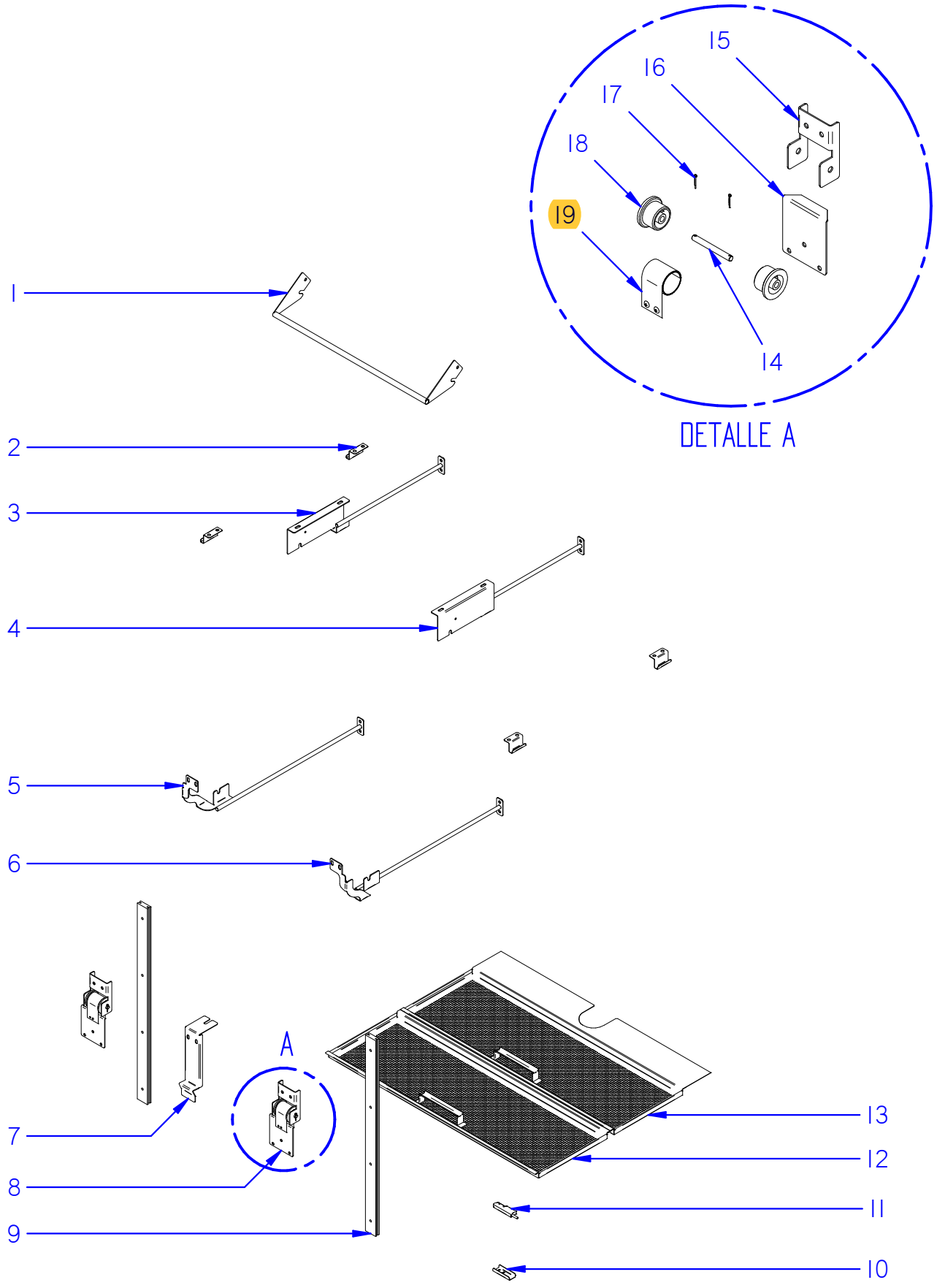

ITEM MARCADO EN COLOR = REPUESTO RECOMENDADO
COLOURED ITEM = RECOMMENDED SPARE PART

Fecha	Firma	CCO-180	Página	
01-03-2018	B. Alcantara	COMPONENTES CAJA LAVADO / WASHING BOX PARTS	11	FAGOR INDUSTRIAL

APARATO / APPLIANCE	LAVAVAJILLAS / DISHWASHER	ZONA / ZONE	COMPONENTES CAJA LAVADO / WASHING BOX PARTS

ITEM	CODIGO REFERENCE	DENOMINACIÓN	DENOMINATION	CCO-180 CW 230V	CCO-180 HW 230V	CCO-180 ECO 230V	CCO-180 CW 400V	CCO-180 HW 400V	CCO-180 ECO 400V							RECOMENDADOS RECOMMENDED	ELIMINADO ELIMINATED	INTRODUCIDO INTRODUCED	NOTAS / NOTES
1	12003280	SUJECIÓN DISTRIBUIDOR COMPLETO	COMPLETE DISTRIBUTOR FASTENING	1	1	1	1	1	1										
2	12022737	SUJECIÓN CORTINA	CURTAIN FASTENING	4	4	4	4	4	4								01/05/19		
2	12232613	SOPORTE CORTINA	CURTAIN FASTENING	4	4	4	4	4	4									01/05/19	
3	12003456	SOPORTE SUPERIOR IZQDO. COMP.	COMPLETE TOP LEFT SUPPORT	1	1	1	1	1	1										
4	12003455	SOPORTE SUPERIOR DCHO. COMP.	COMLETE TOP RIGHT SUPPORT	1	1	1	1	1	1										
5	12004950	SOPORTE INFERIOR IZQDO. COMP.	COMPLETE BOTTOM LEFT SUPPORT	1	1	1	1	1	1										
6	12004939	SOPORTE INFERIOR DCHO. COMP.	COMPLETE BOTTOM RIGHT SUPPORT	1	1	1	1	1	1										
7	12161932	ENGANCHE PUERTA ARRASTRE	TRAWLING DOOR HOOK	1	1	1	1	1	1										
8	12160168	CONJUNTO MUELLE PUERTA LAV. MODUL.	MODUL. WASHING DOOR SPRING ASSEM.	2	2	2	2	2	2										
9	12024682	GUÍA PUERTA	DOOR GUIDE	2	2	2	2	2	2										
10	12001974	SUJECIÓN INTERRUPTOR	SWITCH FASTENING	1	1	1	1	1	1										
11	12024560	INTERRUP. MAGNÉTICO 0.4A 1vía 1pos	MAGNETIC SWITCH 0.4A 1way 1pos	1	1	1	1	1	1										
12	12004764	BANDEJA LAVADO ANTERIOR COMP.	COMPLETE ANTERIOR WASHING TRAY	1	1	1	1	1	1										
13	12003320	BANDEJA LAVADO POSTERIOR COMP.	COMPLETE REAR WASHING TRAY	1	1	1	1	1	1										
14	12023661	EJE RESORTE	SPRING SHAFT	1	1	1	1	1	1										
15	12022448	SOPORTE RESORTE	SPRING SUPPORT	1	1	1	1	1	1										
16	12002829	AMARRE RESORTE	SPRING CLAMPING	1	1	1	1	1	1										
17	12010292	PASAOR INOXIDABLE 2x20mm DIN94	2x20mm DIN94 STAINLESS STEEL BOLT	2	2	2	2	2	2										
18	12023671	ENCAJE RESORTE	SPRING FITTING	2	2	2	2	2	2										
19	12024877	RESORTE FUERZA CONSTANTE	CONSTANT FORCE SPRING	1	1	1	1	1	1							X			

COMPONENTES CAJA PREACLARADO / PRERINSING BOX PARTS
(páginas 13-16 / pages 13-16)

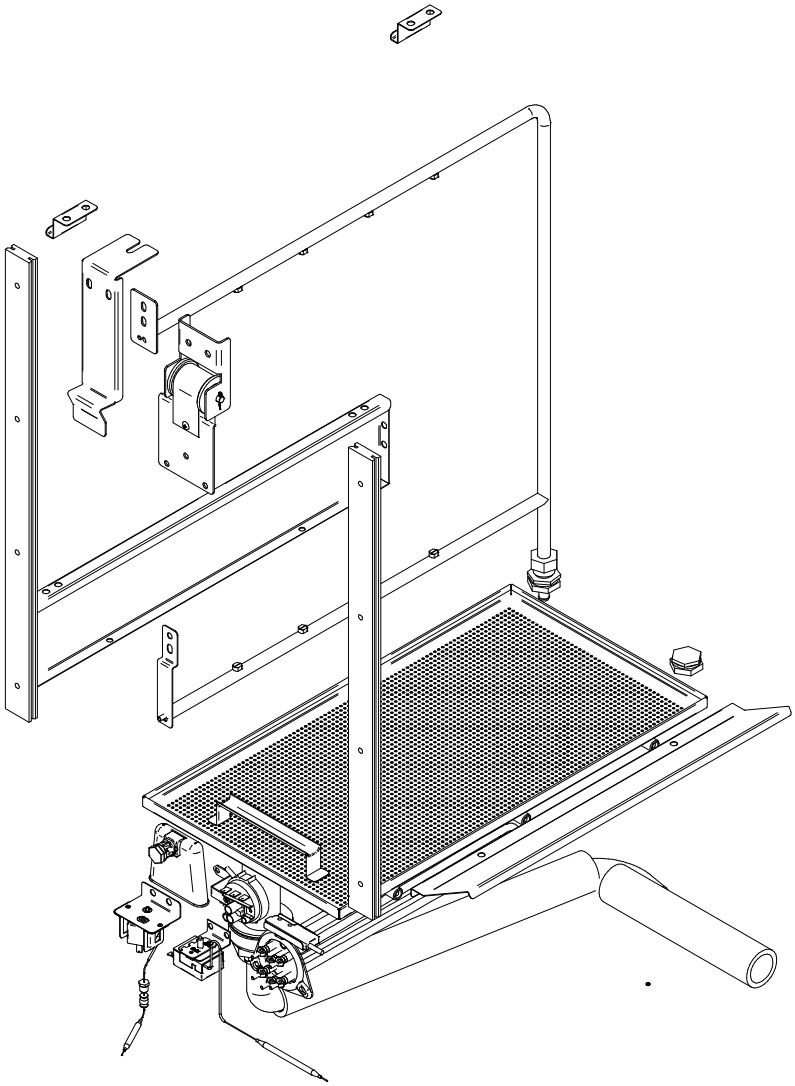

FAGOR

FAGOR INDUSTRIAL

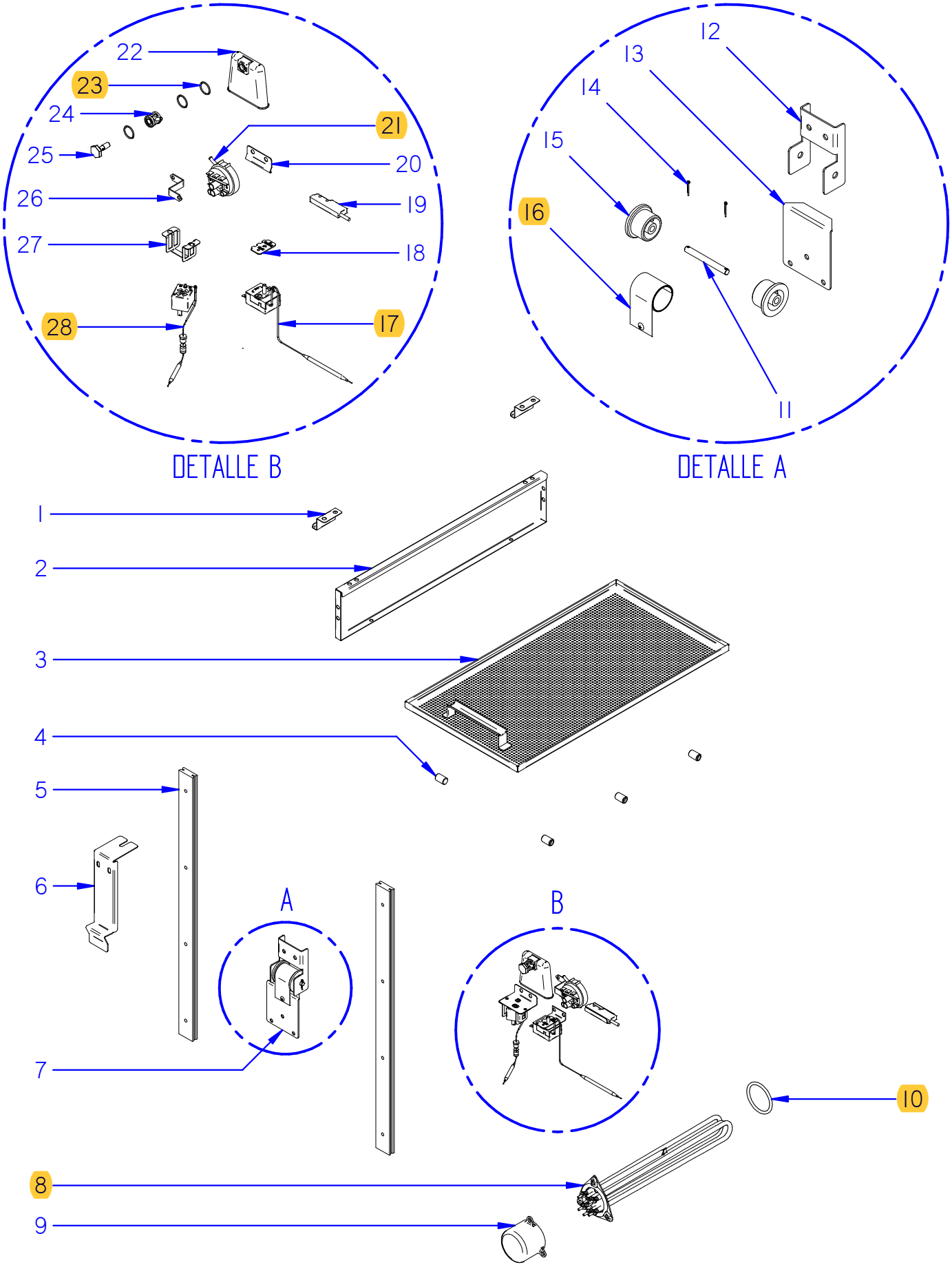

ITEM MARCADO EN COLOR = REPUESTO RECOMENDADO
COLOURED ITEM = RECOMMENDED SPARE PART

Fecha	Firma	CCO-180	Página	
01-03-2018	B. Alcantara	COMPONENTES CAJA PREACLARADO / PRERINSING BOX PARTS	13	FAGOR INDUSTRIAL

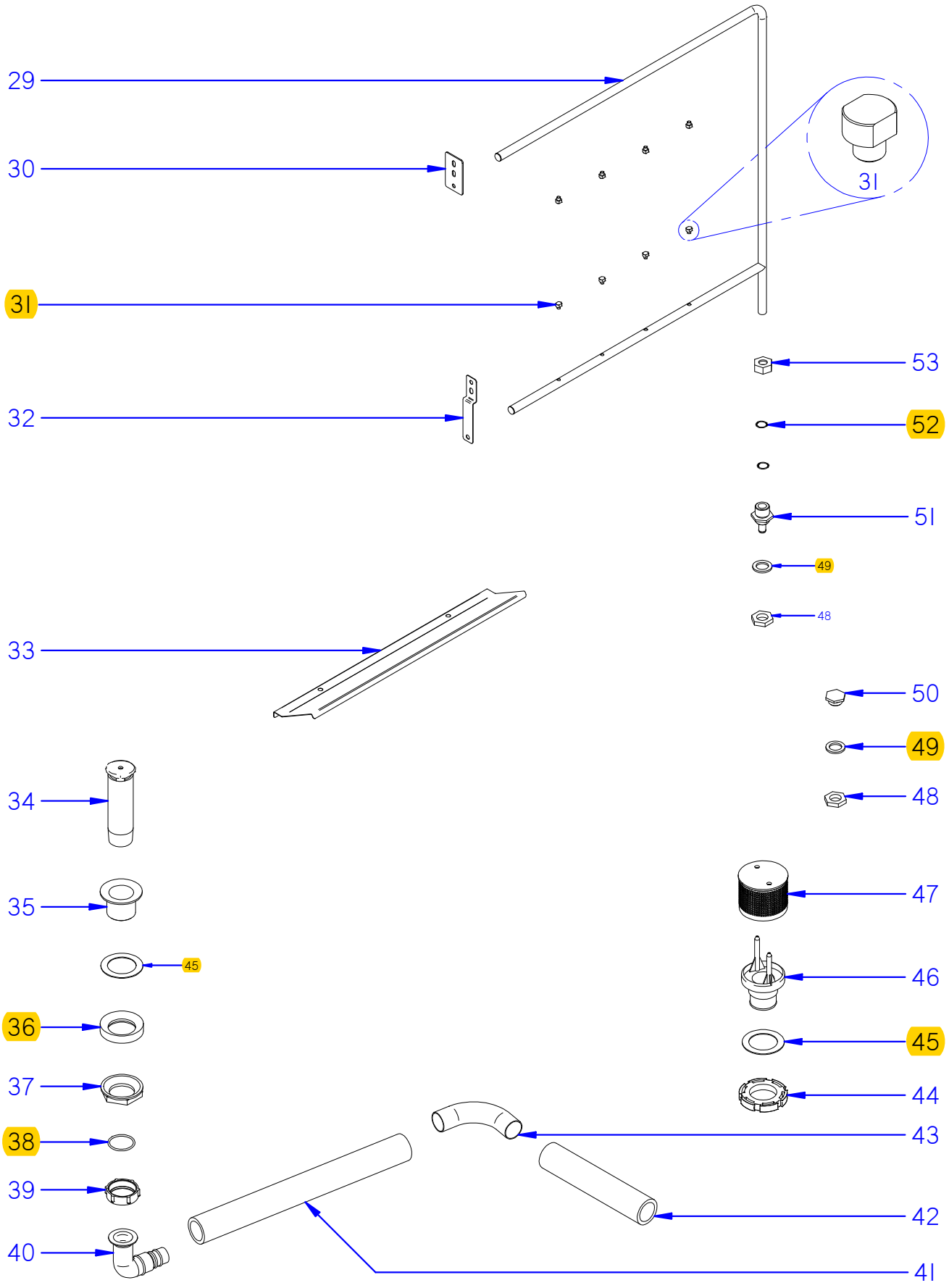

ITEM MARCADO EN COLOR = REPUESTO RECOMENDADO
COLOURED ITEM = RECOMMENDED SPARE PART

Fecha	Firma	CCO-180	Página
01-03-2018	B. Alcantara	COMPONENTES CAJA PREACLARADO / PRERINSING BOX PARTS	14

FAGOR
FAGOR INDUSTRIAL

APARATO / APPLIANCE **LAVAVAJILLAS / DISHWASHER**

ZONA / ZONE **COMPONENTES CAJA PREACLARADO / PRERINSING BOX PARTS**

ITEM	CODIGO REFERENCE	DENOMINACIÓN	DENOMINATION	CCO-180 CW 230V	CCO-180 HW 230V	CCO-180 ECO 230V	CCO-180 CW 400V	CCO-180 HW 400V	CCO-180 ECO 400V							RECOMENDADOS RECOMMENDED	ELIMINADO ELIMINATED	INTRODUCIDO INTRODUCED	NOTAS / NOTES
1	12022737	SUJECIÓN CORTINA	CURTAIN FASTENING	2	2	2	2	2	2								01/05/19		
1	12232613	SOPORTE CORTINA	CURTAIN FASTENING	2	2	2	2	2	2									01/05/19	
2	12022525	SUPLEMENTO	SUPLEMENT	1	1	1	1	1	1										
	12022516	SUPLEMENTO IZQUIERDO	LEFT SUPLEMENT	1	1	1	1	1	1										mesa salida izquierda / left outlet table
	12022517	SUPLEMENTO DERECHO	RIGHT SUPLEMENT	1	1	1	1	1	1										mesa salida derecha / right outlet table
3	12168531	BANDEJA PREACLARADO 2017 COMP.	COMPLETE PRERINSING TRAY 2017	1	1	1	1	1	1										
4	12023648	APOYO BANDEJA	TRAY SUPPORT	6	6	6	6	6	6										
5	12024682	GUÍA PUERTA	DOOR GUIDE	2	2	2	2	2	2										
6	12161932	ENGANCHE PUERTA ARRASTRE	TRAWLING DOOR HOOK	1	1	1	1	1	1										
7	12141363	CONJUNTO SOPORTE RESORTE PUERTA	DOOR SPRING SUPPORT ASSEMBLY	1	1	1	1	1	1										
8	12024713	RESISTENCIA PREACLARADO 230V	PRERINSING RESISTOR 230V	1	1	1	1	1	1							X			
9	12024282	CAPERUZA RESISTENCIA	RESISTOR BONNET	1	1	1	1	1	1										
10	12010040	JUNTA TÓRICA 67.18x56.52x5.3	O-RING 67.18x56.52x5.3	1	1	1	1	1	1							X			
11	12023661	EJE RESORTE	SPRING SHAFT	1	1	1	1	1	1										
12	12022448	SOPORTE RESORTE	SPRING SUPPORT	1	1	1	1	1	1										
13	12002829	AMARRE RESORTE	SPRING CLAMPING	1	1	1	1	1	1										
14	12010292	PASADOR INOXIDABLE 2x20mm DIN94	2x20mm DIN94 STAINLESS STEEL BOLT	2	2	2	2	2	2										
15	12023671	ENCAJE RESORTE	SPRING FITTING	2	2	2	2	2	2										
16	12024689	RESORTE FUERZA CONSTANTE	CONSTANT FORCE SPRING	1	1	1	1	1	1							X			
17	12134992	TERMOSTATO TECASA 85ºC	TECA THERMOSTAT 85ºC	1	1	1	1	1	1							X			
18	12047243	REGULADOR A 70ºC Tc 85ºC	TEMP. REGULATOR 70ºC Tc 85ºC	1	1	1	1	1	1										
19	12024560	INTERRUPTOR 0.4A 1vía 1pos MAGNÉTICO	MAGNETIC SWITCH 0.4A 1way 1pos	1	1	1	1	1	1										
20	12044905	SOPORTE BULBO TERMOSTATO TANQUE	TANK BULB THERMOSTAT SUPPORT	1	1	1	1	1	1										
21	12023854	PRESOSTATO 3.5-5bar SIMPLE	SIMPLE PRESSURE GAUGE 3.5-5bar	1	1	1	1	1	1							X			
22	12024350	CÁMARA PRESOSTATO	PRESSURE GAUGE CHAMBER	1	1	1	1	1	1										
23	12009873	JUNTA TÓRICA 16.01x10.77x2.62	O-RING 16.01x10.77x2.62	3	3	3	3	3	3							X			
24	12024157	EMPALME PRESOSTATO	PRESSURE GAUGE CONNECTION	1	1	1	1	1	1										
25	12024222	TORNILLO PRESOSTATO	PRESSURE GAUGE SCREW	1	1	1	1	1	1										
26	12023163	SOPORTE PRESOSTATO	PRESSURE GAUGE SUPPORT	1	1	1	1	1	1										
27	12022151	AMARRE LIMITADOR TECASA	TECASA LIMITING CLAMPING	1	1	1	1	1	1										
28	12023830	TERMOSTATO SEGURIDAD 125ºC	SAFETY THERMOSTAT 125ºC	1	1	1	1	1	1							X			

APARATO / APPLIANCE	LAVAVAJILLAS / DISHWASHER	ZONA / ZONE	COMPONENTES CAJA PREACLARADO / PRERINSING BOX PARTS

ITEM	CODIGO REFERENCE	DENOMINACIÓN	DENOMINATION	CCO-180 CW 230V	CCO-180 HW 230V	CCO-180 ECO 230V	CCO-180 CW 400V	CCO-180 HW 400V	CCO-180 ECO 400V							RECOMENDADOS RECOMMENDED	ELIMINADO ELIMINATED	INTRODUCIDO INTRODUCED	NOTAS / NOTES
29	12003792	ÁRBOL ACLARADO COMPLETO	COMPLETE RINSING SHAFT	1	1	1	1	1	1										
30	12022838	SOPORTE SUPERIOR ACLARADO	TOP RINSING SUPPORT	1	1	1	1	1	1										
31	12163686	TOBERA ACLARADO ARRASTRE	TRAWLING RINSING NOZZLE	8	8	8	8	8	8							X			
32	12155531	AMARRE INFERIOR RAMAS MODULAR	MODULAR SHAFT BOTTOM CLAMPING	1	1	1	1	1	1										
33	12164705	DEFLECTOR ACLARADO MODULAR	MODULAR RINSING DEFLECTOR	1	1	1	1	1	1										
34	12023593	ALIVIADERO	SPILWAY	1	1	1	1	1	1										
35	12024339	VÁLVULA DESAGÜE	DRAINAGE VALVE	1	1	1	1	1	1										
36	12009817	JUNTA ESPECIAL 2012592	SPECIAL SEAL 2012592	1	1	1	1	1	1							X			
37	12024315	TUERCA R.11/2 DERLIN	NUT R.11/2 DERLIN	1	1	1	1	1	1										
38	12010028	JUNTA 45x35x2	SEAL 45x35x2	1	1	1	1	1	1							X			
39	12025276	TUERCA	NUT	1	1	1	1	1	1										
40	12025238	CODO DESAGÜE	DRAINAGE ELBOW	1	1	1	1	1	1										
41	12024957	MANGUERA COMUNICACIÓN	COMMUNICATION HOSE	1	1	1	1	1	1										
42	12024915	MANGUERA EMPALME A	CONNECTION HOSE A	1	1	1	1	1	1										solo versión izquierda / only left version
	12025040	MANGUERA EMPALME B	HOSE CONNECTION B	1	1	1	1	1	1										solo versión derecha / only right version
43	12023997	CODO EMPALME	CONNECTION ELBOW	1	1	1	1	1	1										
44	12009815	TUERCA RANURADA M49x2.5	SLOTTED NUT M49x2.5	1	1	1	1	1	1										
45	12009939	ARANDELA 70x48x1.5	RETAINER 70x48x1.5	2	2	2	2	2	2							X			
46	12025225	PASAMUROS ASPIRACIÓN	SUCTION BUSHING	1	1	1	1	1	1										
47	12024284	FILTRO	FILTER	1	1	1	1	1	1										
48	12007871	TUERCA HEXAG. Lat. G 5/8" DIN934	HEXAGONAL NUT Lat. G 5/8" DIN934	2	2	2	2	2	2										
49	12009947	JUNTA 32x21x3	SEAL 32x21x3	2	2	2	2	2	2							X			
50	12023739	TAPÓN	CAP	1	1	1	1	1	1										
51	12023976	PASAMUROS ACLARADO	RINSING BUSHING	1	1	1	1	1	1										
52	12010234	JUNTA TÓRICA 12.29x19.35x3.53	O-RING 12.29x19.35x3.53	2	2	2	2	2	2							X			
53	12009769	TUERCA M24x2.5	NUT M24x2.5	1	1	1	1	1	1										

FAGOR
FAGOR INDUSTRIAL

COMPONENTES CUBA LAVADO / WASHING CUBE PARTS
(páginas 17-18 / pages 17-18)

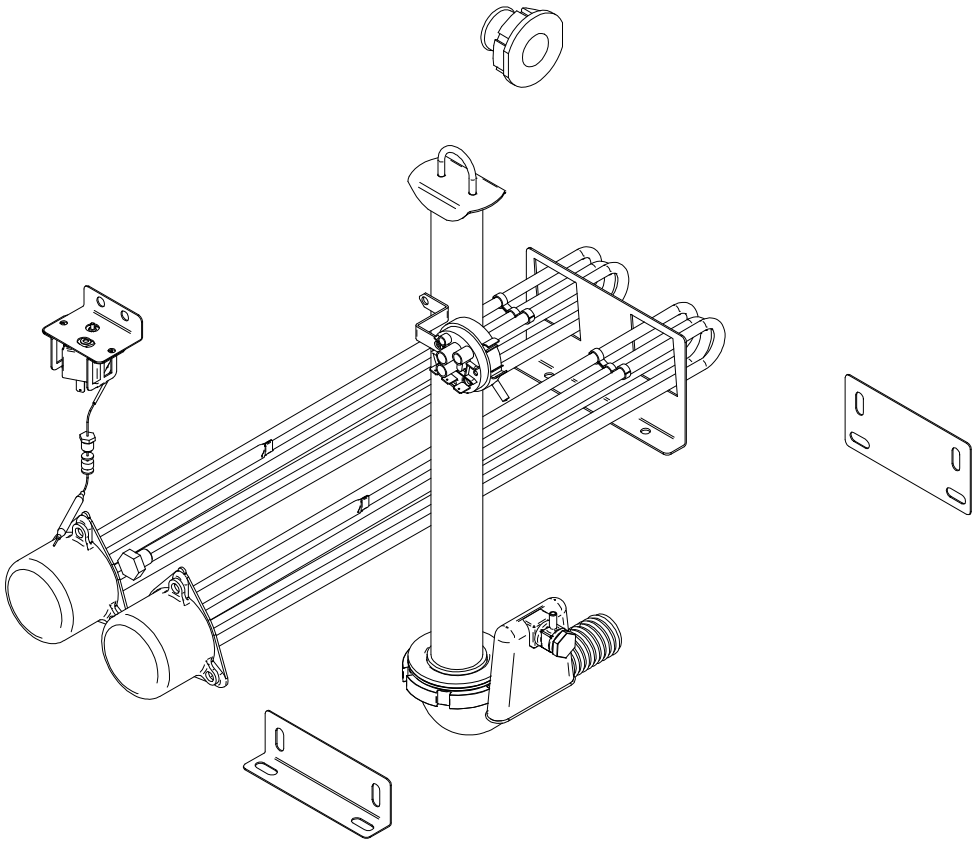

FAGOR

FAGOR INDUSTRIAL

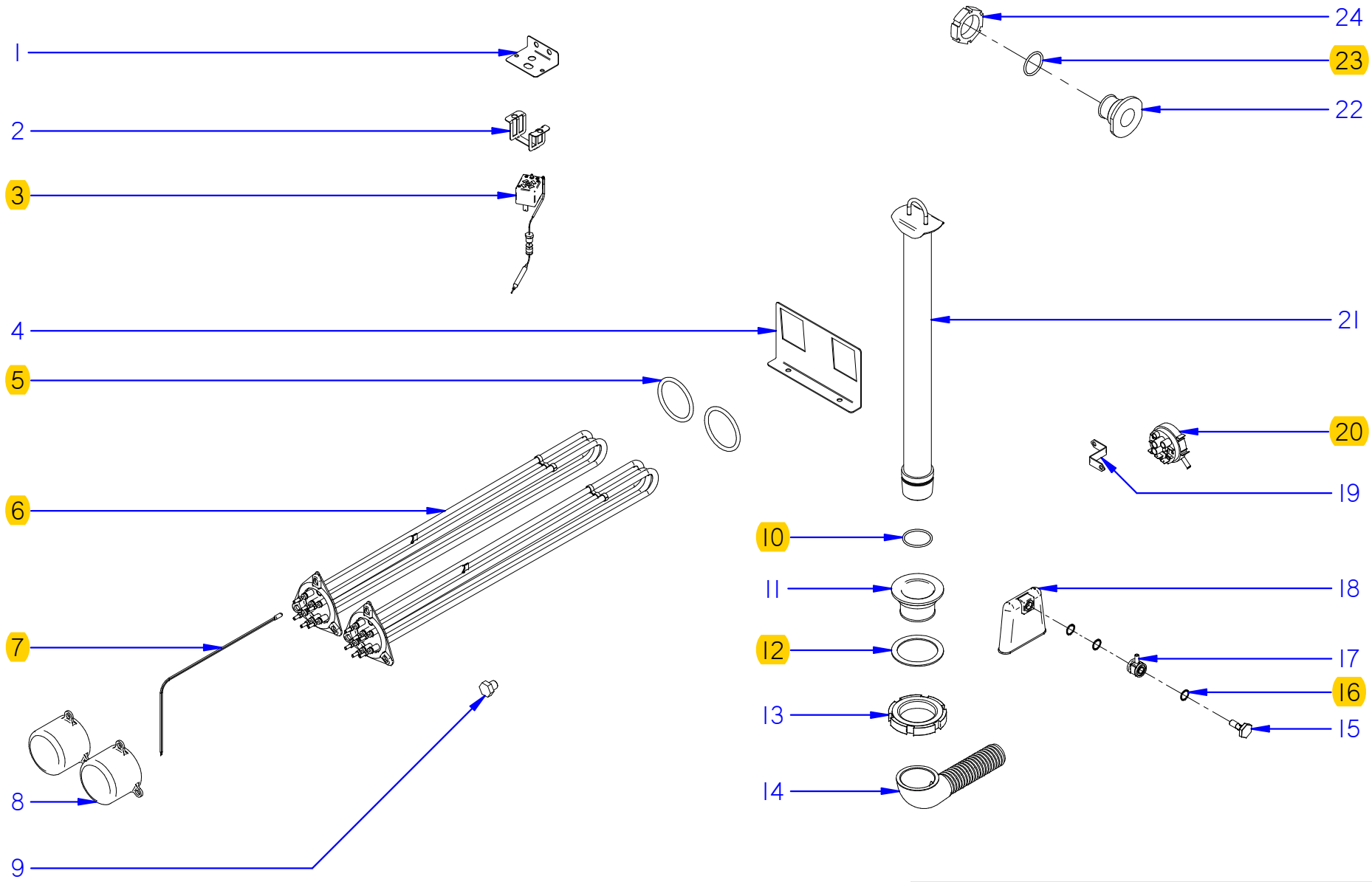

ITEM MARCADO EN COLOR = REPUESTO RECOMENDADO
COLOURED ITEM = RECOMMENDED SPARE PART

Fecha	Firma	CCO-180	Página
01-03-2018	B. Alcantara	COMPONENTES CUBA LAVADO / WASHING CUBE PARTS	17

FAGOR
FAGOR INDUSTRIAL

APARATO / APPLIANCE	LAVAVAJILLAS / DISHWASHER	ZONA / ZONE	COMPONENTES CUBA LAVADO / WASHING CUBE PARTS

ITEM	CODIGO REFERENCE	DENOMINACIÓN	DENOMINATION	CCO-180 CW 230V	CCO-180 HW 230V	CCO-180 ECO 230V	CCO-180 CW 400V	CCO-180 HW 400V	CCO-180 ECO 400V							RECOMENDADOS RECOMMENDED	ELIMINADO ELIMINATED	INTRODUCIDO INTRODUCED	NOTAS / NOTES
1	12158549	AMARRE LIMITADOR ARRASTRE	TRAWLING LIMITING CLAMPING	1	1	1	1	1	1										
2	12022151	AMARRE LIMITADOR TECASA	TECASA LIMITING CLAMPING	1	1	1	1	1	1										
3	12023830	TERMOSTATO SEGURIDAD 125ºC	SAFETY THERMOSTAT 125ºC	1	1	1	1	1	1							X			
4	12021835	SUJECIÓN RESISTENCIA	RESISTOR FASTENING	1	1	1	1	1	1										
5	12010040	JUNTA TÓRICA 67.18x56.52x5.3	O-RING 67.18x56.52x5.3	2	2	2	2	2	2							X			
6	12024214	RESISTENCIA COMPLETA 230V	COMPLETE RESISTOR 230V	2	2	2	2	2	2							X			
7	12166156	CONJUNTO SONDA 10KOhmio NTC UL	PROBE ASSEMBLY 10KOhm NTC UL	1	1	1	1	1	1							X			
8	12024282	CAPERUZA RESISTENCIA	RESISTOR BONNET	2	2	2	2	2	2										
9	12009978	TUERCA HEXAG. M12x20mm DIN933	HEXAGONAL NUT M12x20mm DIN933	1	1	1	1	1	1										
10	12010165	JUNTA TÓRICA 36.17x41.41x2.6	O-RING 36.17x41.41x2.6	1	1	1	1	1	1							X			
11	12024234	PASAMUROS DESAGÜE	DRAINAGE BUSHING	1	1	1	1	1	1										
12	12009937	ARANDELA 71x56x2	RETAINER 71x56x2	1	1	1	1	1	1							X			
13	12009844	TUERCA RANURADA	SLOTTED NUT	1	1	1	1	1	1										
14	12024473	MANGUERA DESAGÜE	DRAINAGE HOSE	1	1	1	1	1	1										
15	12024222	TORNILLO PRESOSTATO	PRESSURE GAUGE SCREW	1	1	1	1	1	1										
16	12009873	JUNTA TÓRICA 16.01x10.77x2.62	O-RING 16.01x10.77x2.62	3	3	3	3	3	3							X			
17	12024157	EMPALME PRESOSTATO	PRESSURE GAUGE CONNECTION	1	1	1	1	1	1										
18	12024350	CÁMARA PRESOSTATO	PRESSURE GAUGE CHAMBER	1	1	1	1	1	1										
19	12023163	SOPORTE PRESOSTATO	PRESSURE GAUGE SUPPORT	1	1	1	1	1	1										
20	12023855	PRESOSTATO 4-20bar SIMPLE	SIMPLE PRESSURE GAUGE 4-20bar	1	1	1	1	1	1							X			
21	12003667	ALIVIADERO PRELAVADO	PREWASHING SPILWAY	1	1	1	1	1	1										
22	12024018	PASAMUROS	BUSHING	1	1	1	1	1	1										
23	12009936	ARANDELA 56x39x1	RETAINER 56x39x1	1	1	1	1	1	1							X			
24	12009949	TUERCA DISTRIBUIDOR	DISTRIBUTOR NUT	1	1	1	1	1	1										

GUÍAS DE LAVADO / WASHING GUIDES
(páginas 19-20 / pages 19-20)

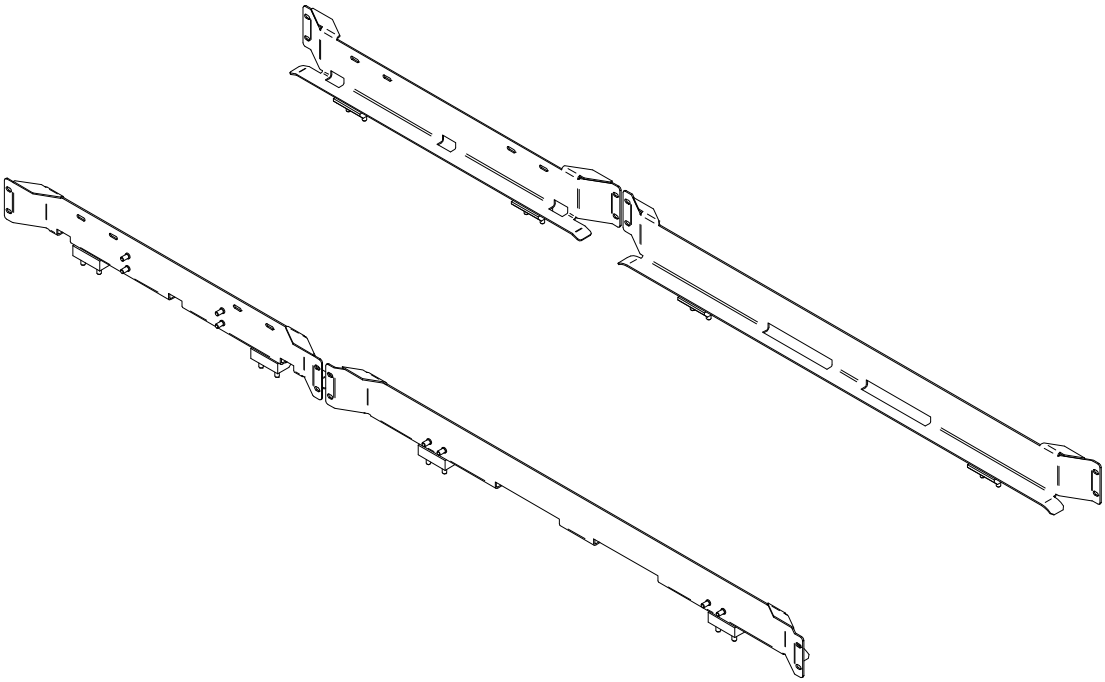

FAGOR

FAGOR INDUSTRIAL

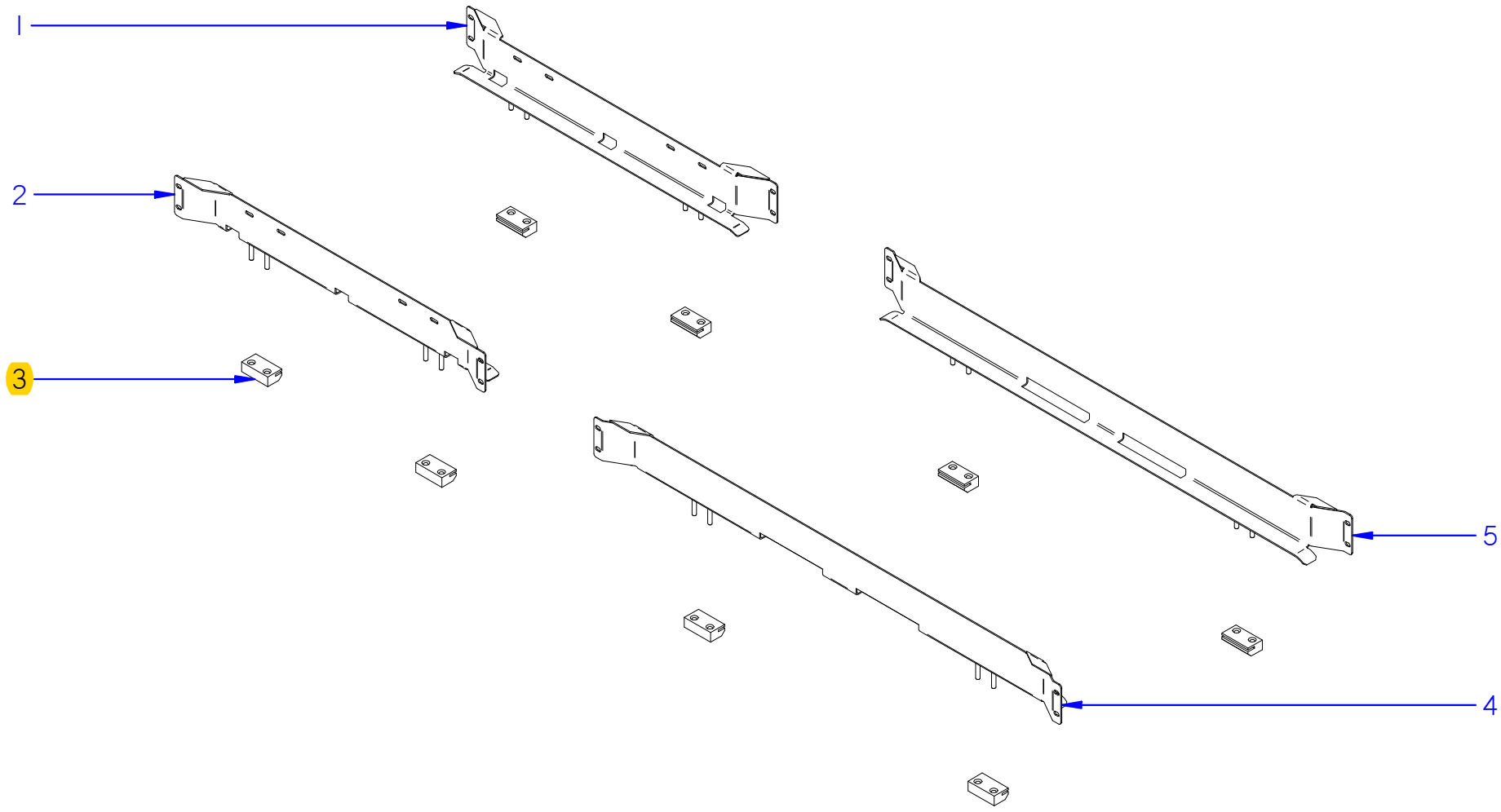

ITEM MARCADO EN COLOR = REPUESTO RECOMENDADO
COLOURED ITEM = RECOMMENDED SPARE PART

Fecha	Firma	CCO-180	Página
01-03-2018	B. Alcantara	GUÍAS DE LAVADO / WASHING GUIDES	19

FAGOR
FAGOR INDUSTRIAL

APARATO / APPLIANCE	LAVAVAJILLAS / DISHWASHER	ZONA / ZONE	GUÍAS DE LAVADO / WASHING GUIDES

ITEM	CODIGO REFERENCE	DENOMINACIÓN	DENOMINATION	CCO-180 CW 230V	CCO-180 HW 230V	CCO-180 ECO 230V	CCO-180 CW 400V	CCO-180 HW 400V	CCO-180 ECO 400V							RECOMENDADOS RECOMMENDED	ELIMINADO ELIMINATED	INTRODUCIDO INTRODUCED	NOTAS / NOTES
1	12169126	GUÍA ACLARADO POSTERIOR IZQDO.	LEFT RINSING REAR GUIDE	1	1	1	1	1	1										solo versión izquierda / only left version
	12155574	GUÍA ACLARADO POSTERIOR DCHO.	RIGHT RINSING REAR GUIDE	1	1	1	1	1	1										solo versión derecha / only right version
2	12155575	GUÍA ACLARADO ANTERIOR	RINSING ANTERIOR GUIDE	1	1	1	1	1	1										
3	12024307	GUIAS DE DESLIZAMIENTO	SLIDING GUIDES	8	8	8	8	8	8							X			
4	12155577	GUÍA LAVADO ANTERIOR MODULAR	MODULAR WASHING ANTERIOR GUIDE	1	1	1	1	1	1										
5	12169128	GUÍA LAVADO POSTERIOR IZQDO.	LEFT WASHING REAR GUIDE	1	1	1	1	1	1										solo versión izquierda / only left version
	12155576	GUÍA LAVADO POSTERIOR DCHO.	RIGHT WASHING REAR GUIDE	1	1	1	1	1	1										solo versión derecha / only right version

SISTEMA DE LAVADO / WASHING SYSTEM
(páginas 21-22 / pages 21-22)

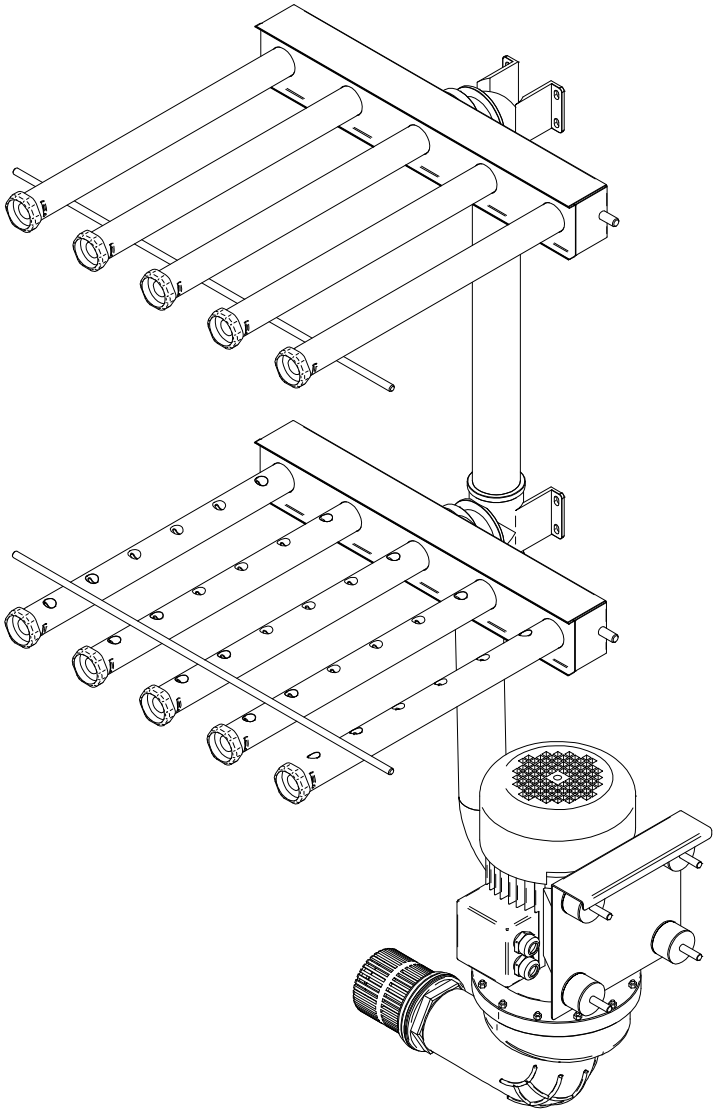

FAGOR

FAGOR INDUSTRIAL

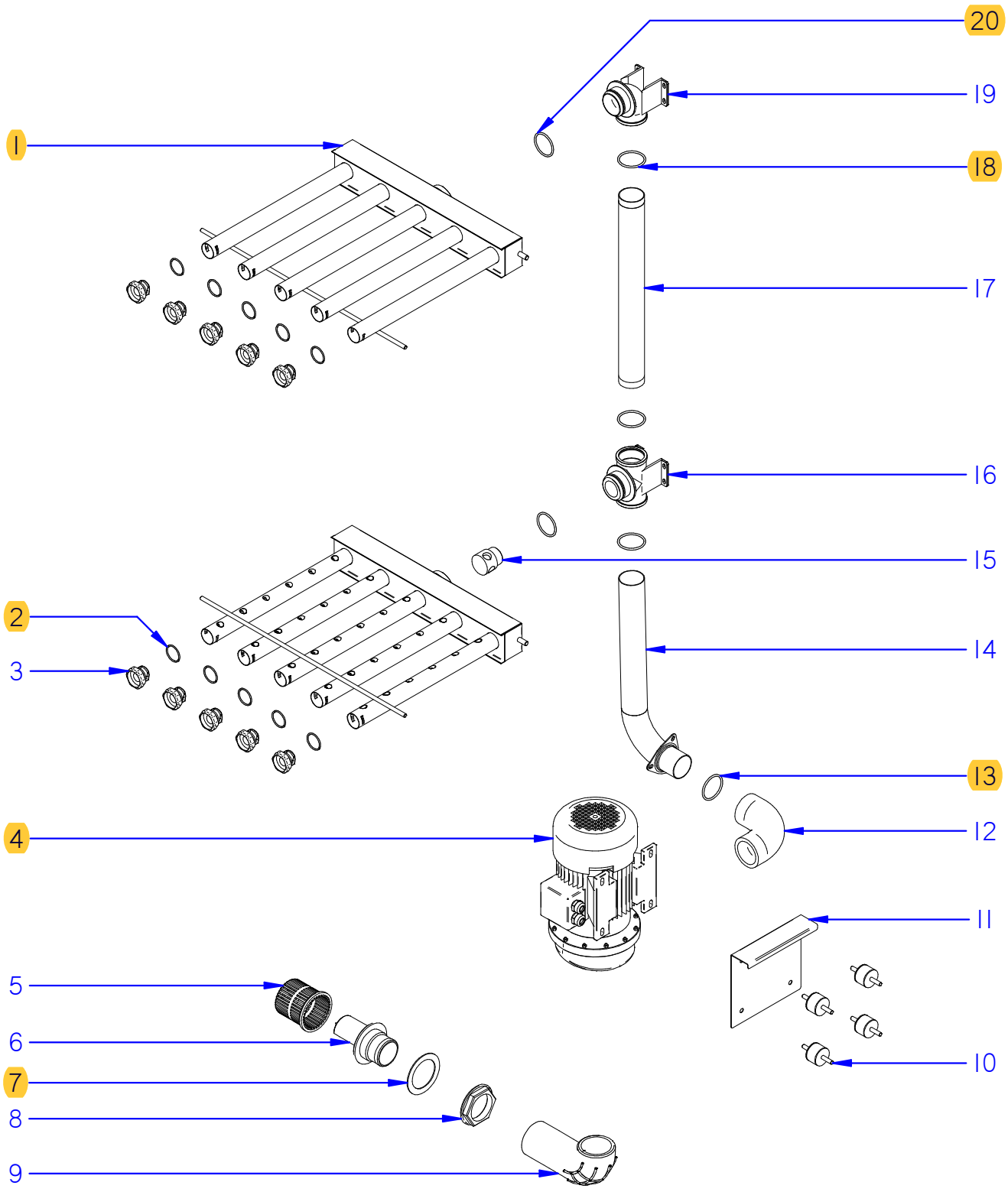

ITEM MARCADO EN COLOR = REPUESTO RECOMENDADO
COLOURED ITEM = RECOMMENDED SPARE PART

Fecha	Firma	CCO-180	Página
01-03-2018	B. Alcantara	SISTEMA DE LAVADO / WASHING SYSTEM	21

FAGOR
FAGOR INDUSTRIAL

APARATO / APPLIANCE	LAVAVAJILLAS / DISHWASHER	ZONA / ZONE	SISTEMA DE LAVADO / WASHING SYSTEM

ITEM	CODIGO REFERENCE	DENOMINACIÓN	DENOMINATION	CCO-180 CW 230V	CCO-180 HW 230V	CCO-180 ECO 230V	CCO-180 CW 400V	CCO-180 HW 400V	CCO-180 ECO 400V							RECOMENDADOS RECOMMENDED	ELIMINADO ELIMINATED	INTRODUCIDO INTRODUCED	NOTAS / NOTES
1	12004952	DISTRIBUIDOR LAVADO COMPLETO	COMPLETE WASHING DISTRIBUTOR	2	2	2	2	2	2							X			
2	12010176	JUNTA TÓRICA 33x27x3	O-RING 33x27x3	10	10	10	10	10	10							X			
3	12024287	TAPÓN CIERRE	LOCK CAP	10	10	10	10	10	10										
4	12024812	MOTOBOMBA 400V AC 3N 50Hz 2.200Kw	PUMP 400V AC 3N 50Hz 2.200Kw	1	1	1	1	1	1							X			solo en la versión de 50Hz / only on the 50Hz version
4	12024456	MOTOBOMBA 400V AC 3N 60Hz 2.200Kw	PUMP 400V AC 3N 60Hz 2.200Kw	1	1	1	1	1	1							X			solo en la versión de 60Hz / only on the 60Hz version
5	12025229	FILTRO	FILTER	1	1	1	1	1	1										
6	12023618	PASAMUROS ASPIRACIÓN	SUCTION BUSHING	1	1	1	1	1	1										
7	12023571	ARANDELA 92x66x2	RETAINER 92x66x2	1	1	1	1	1	1							X			
8	12025231	TUERCA PASAMUROS	BUSHING NUT	1	1	1	1	1	1										
9	12024143	CODO ASPIRACIÓN 1003444	SUCTION ELBOW 1003444	1	1	1	1	1	1										
10	12024652	ANTIVIBRANTE 2601029	ANTIVIBRATION 2601029	4	4	4	4	4	4										
11	12021777	SOPORTE ANTIVIBRANTE	ANTIVIBRATION SUPPORT	1	1	1	1	1	1										
12	12024997	CODO IMPULSIÓN	IMPULSION ELBOW	1	1	1	1	1	1										
13	12010040	JUNTA TÓRICA 67.18x56.52x5.3	O-RING 67.18x56.52x5.3	1	1	1	1	1	1							X			
14	12004763	CONDUCCIÓN INFERIOR LAVADO COMP.	COMP. INNER WASHING CONDUCTION	1	1	1	1	1	1										
15	12024859	REDUCCIÓN LAVADO	WASHING REDUCTOR	1	1	1	1	1	1										
16	12023449	PASAMUROS INFERIOR LAVADO	WASHING INNER BUSHING	1	1	1	1	1	1										
17	12022671	CONDUCCIÓN SUPERIOR LAVADO COMP.	COMPLETE TOP WASHING CONDUCTION	1	1	1	1	1	1										
18	12010184	JUNTA TÓRICA 57.31x52.07x2.62	O-RING 57.31x52.07x2.62	3	3	3	3	3	3							X			
19	12023468	PASAMUROS SUPERIOR LAVADO	WASHING TOP BUSHING	1	1	1	1	1	1										
20	12010118	JUNTA TÓRICA 47.22x54.28x3.53	O-RING 47.22x54.28x3.53	2	2	2	2	2	2							X			

SISTEMA DE ARRASTRE / TRAWLING SYSTEM
(páginas 23-24 / pages 23-24)

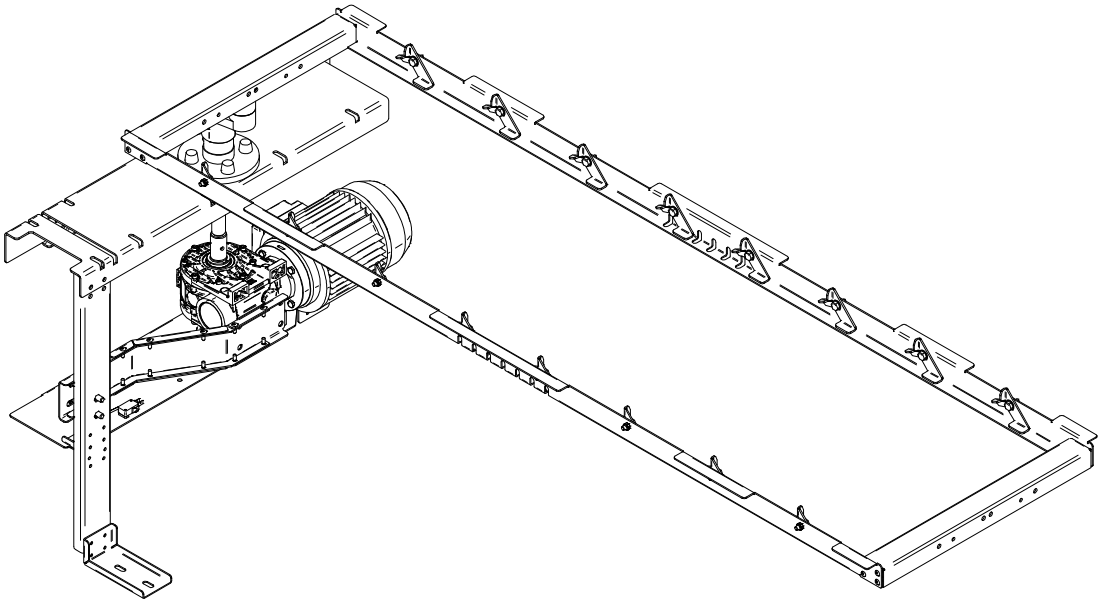

FAGOR

FAGOR INDUSTRIAL

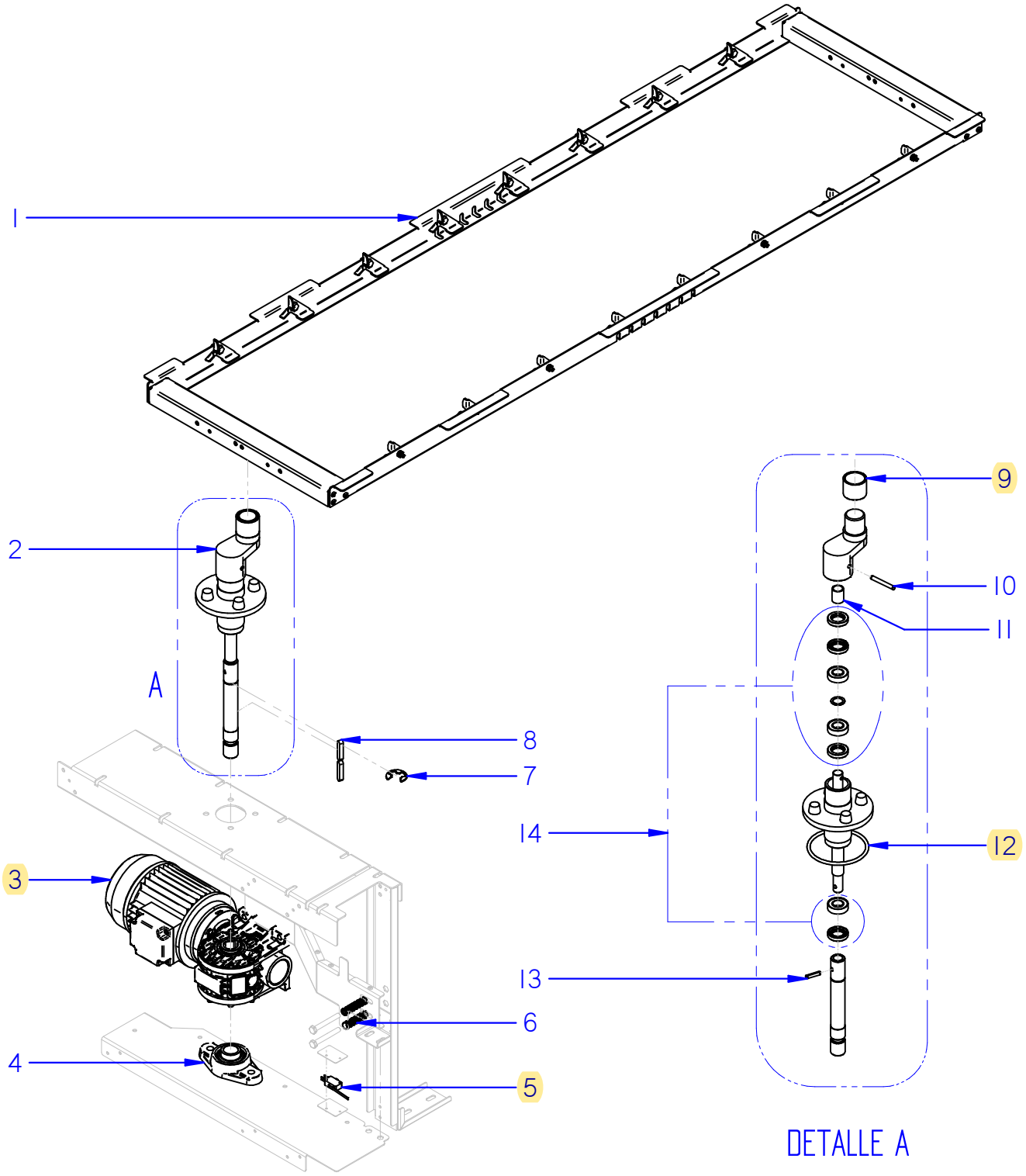

ITEM MARCADO EN COLOR = REPUESTO RECOMENDADO
COLOURED ITEM = RECOMMENDED SPARE PART

Fecha	Firma	CCO-180	Página
01-03-2021	I. Rodriguez	SISTEMA DE ARRASTRE / TRAWLING SYSTEM	23

FAGOR
FAGOR INDUSTRIAL

APARATO / APPLIANCE	LAVAVAJILLAS / DISHWASHER	ZONA / ZONE	SISTEMA DE ARRASTRE / TRAWLING SYSTEM

ITEM	CODIGO REFERENCE	DENOMINACIÓN	DENOMINATION	CCO-180 CW 230V	CCO-180 HW 230V	CCO-180 ECO 230V	CCO-180 CW 400V	CCO-180 HW 400V	CCO-180 ECO 400V							RECOMENDADOS RECOMMENDED	ELIMINADO ELIMINATED	INTRODUCIDO INTRODUCED	NOTAS / NOTES
1	12168820	SOPORTE UÑAS CCO-180 COMPLETO	COMPLETE CLAW SUPPORT CCO-180	1	1	1	1	1	1										
2	12168776	CONJUNTO BULÓN MODULAR COMP.	COMPLETE MODULAR BOLT ASSEM.	1	1	1	1	1	1										
3	12158628	MOTORREDUCTOR 400V 0.25Kw 1vel	MOTOREDUCER 400V 0.25Kw 1Speed	1	1	1	1	1	1							X			
4	12152289	SOPORTE RODAMIENTO Ø25	BEARING SUPPORT Ø25	1	1	1	1	1	1										
5	12024696	MICRORUPTOR PUERTA	DOOR MICROSWITCH	1	1	1	1	1	1							X			
6	12170393	MUELLE COMPRESIÓN 60N	COMPRESION SPRING 60N	2	2	2	2	2	2										muelle como accesorio / spring as an accesory
7	12151850	ARANDELA SEGUR. EJE Ø19 DIN6799	SAFETY SHAFT RETAINER Ø19 DIN6799	1	1	1	1	1	1										
8	12044320	CHAVETA 8x7x40 DIN6885 TIPO A	COTTER 8x7x40 DIN6885 TYPE A	2	2	2	2	2	2										
9	12024644	CASQUILLO	CAP	1	1	1	1	1	1							X			
10	12009828	PASADOR ACERO INOXIDABLE 6.3x50	STAINLESS STEEL BOLT 6.3x50	1	1	1	1	1	1										
11	12024487	CASQUILLO DISTANCIADOR	SPACER CAP	1	1	1	1	1	1										
12	12009995	JUNTA TÓRICA 105.28x94.62	O-RING 105.28x94.62	1	1	1	1	1	1							X			
13	12158588	PASADOR ACERO INOX D6x26	STAINLESS STEEL BOLT D6x26	1	1	1	1	1	1										
14	12286729	KIT RODAMIENTOS-RETENES MOULAR	MODULAR BEARINGS-RETAINERS KIT	1	1	1	1	1	1										

SISTEMA DE PREACLARADO / PRERINSING SYSTEM
(páginas 25-26 / pages 25-26)

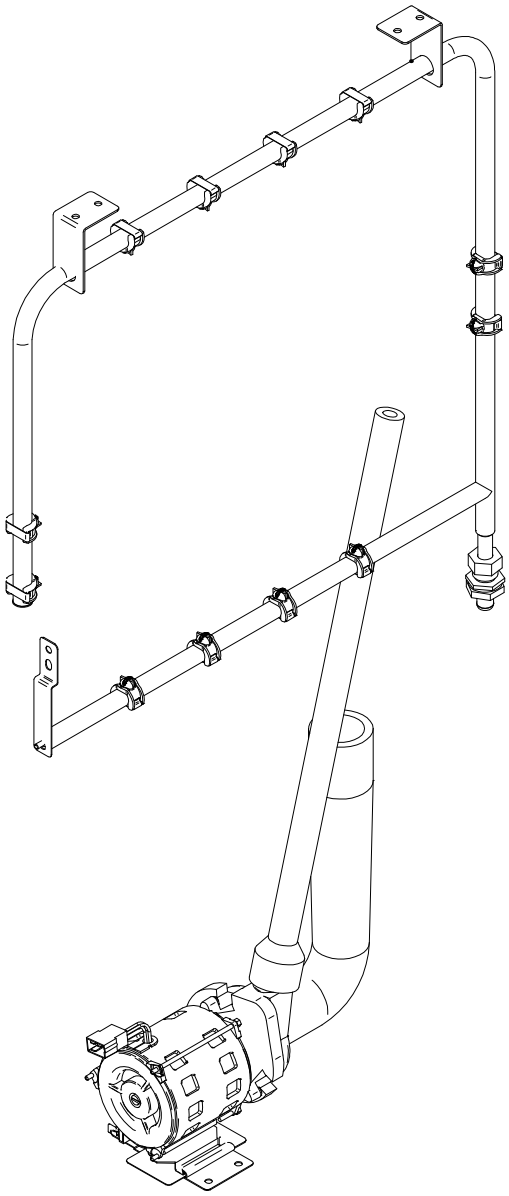

FAGOR

FAGOR INDUSTRIAL

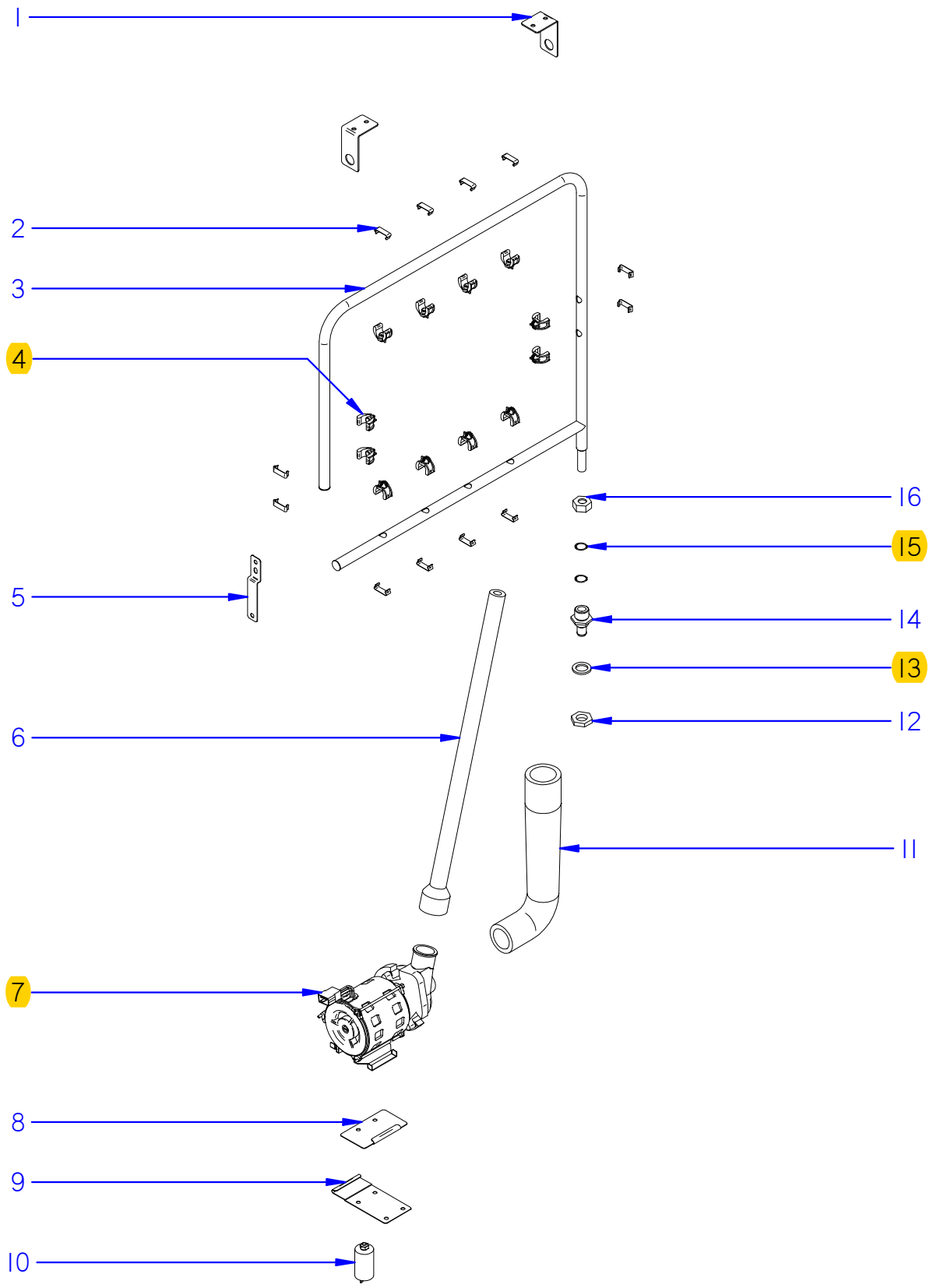

ITEM MARCADO EN COLOR = REPUESTO RECOMENDADO
COLOURED ITEM = RECOMMENDED SPARE PART

Fecha	Firma	CCO-180	Página
01-03-2018	B. Alcantara	SISTEMA DE PREACLARADO / PRERINSING SYSTEM	25

FAGOR
FAGOR INDUSTRIAL

APARATO / APPLIANCE	LAVAVAJILLAS / DISHWASHER	ZONA / ZONE	SISTEMA DE PREACLARADO / PRERINSING SYSTEM

ITEM	CODIGO REFERENCE	DENOMINACIÓN	DENOMINATION	CCO-180 CW 230V	CCO-180 HW 230V	CCO-180 ECO 230V	CCO-180 CW 400V	CCO-180 HW 400V	CCO-180 ECO 400V							RECOMENDADOS RECOMMENDED	ELIMINADO ELIMINATED	INTRODUCIDO INTRODUCED	NOTAS / NOTES
1	12022322	SOPORTE SUPERIOR PREACLARADO	PRERINSING TOP SUPPORT	2	2	2	2	2	2										
2	12023710	ENGANCHE TOBERA LAVADO	WASHING NOZZLE FITTING	12	12	12	12	12	12										
3	12003839	ÁRBOL PREACLARADO	PRERINSING SHAFT	1	1	1	1	1	1										
4	12023568	TOBERA PREACLARADO	PRERINSING NOZZLE	12	12	12	12	12	12							X			
5	12155531	AMARRE INFERIOR RAMAS MODULAR	MODULAR SHAFT BOTTOM CLAMPING	1	1	1	1	1	1										
6	12163566	CONDUCTO IMPULSIÓN ACLARADO ECO	ECO RINSING IMPULSION PIPE	1	1	1	1	1	1										
7	12023429	MOTOBOMBA 230V AC 1N 50/60Hz 280Kw	PUMP 230V AC 1N 50/60Hz 280Kw	1	1	1	1	1	1							X			
8	12022233	AMARRE MOTOBOMBA	PUMP CLAMPING	1	1	1	1	1	1										
9	12022280	SOPORTE MOTOBOMBA	PUMP SUPPORT	1	1	1	1	1	1										
10	12024346	CONDENSADOR ELÉCTRICO 400V VDE	ELECTRIC CONDENSER 400V GREEN	1	1	1	1	1	1										
11	12154990	CONDUCTO ASPIRACIÓN PREACLARADO	PRERINSING SUCTION PIPE	1	1	1	1	1	1										
12	12007871	TUERCA HEXAG. Lat. 5/8" DIN934	HEXAGONAL NUT Lat. G 5/8" DIN934	1	1	1	1	1	1										
13	12009947	JUNTA 32x21x3	SEAL 32x21x3	1	1	1	1	1	1							X			
14	12023983	PASAMUROS ACLARADO	RINSING BUSHING	1	1	1	1	1	1										
15	12010234	JUNTA TÓRICA 12.29x19x35x3.53	O-RING 12.29x19x35x3.53	2	2	2	2	2	2							X			
16	12009769	TUERCA M24x2.5	NUT M24x2.5	1	1	1	1	1	1										

SISTEMA DE LLENADO / FILLING SYSTEM
(páginas 27-28 / pages 27-28)

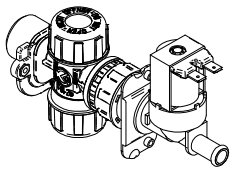

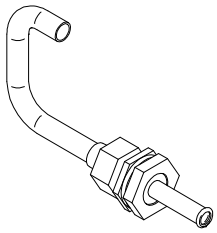

FAGOR

FAGOR INDUSTRIAL

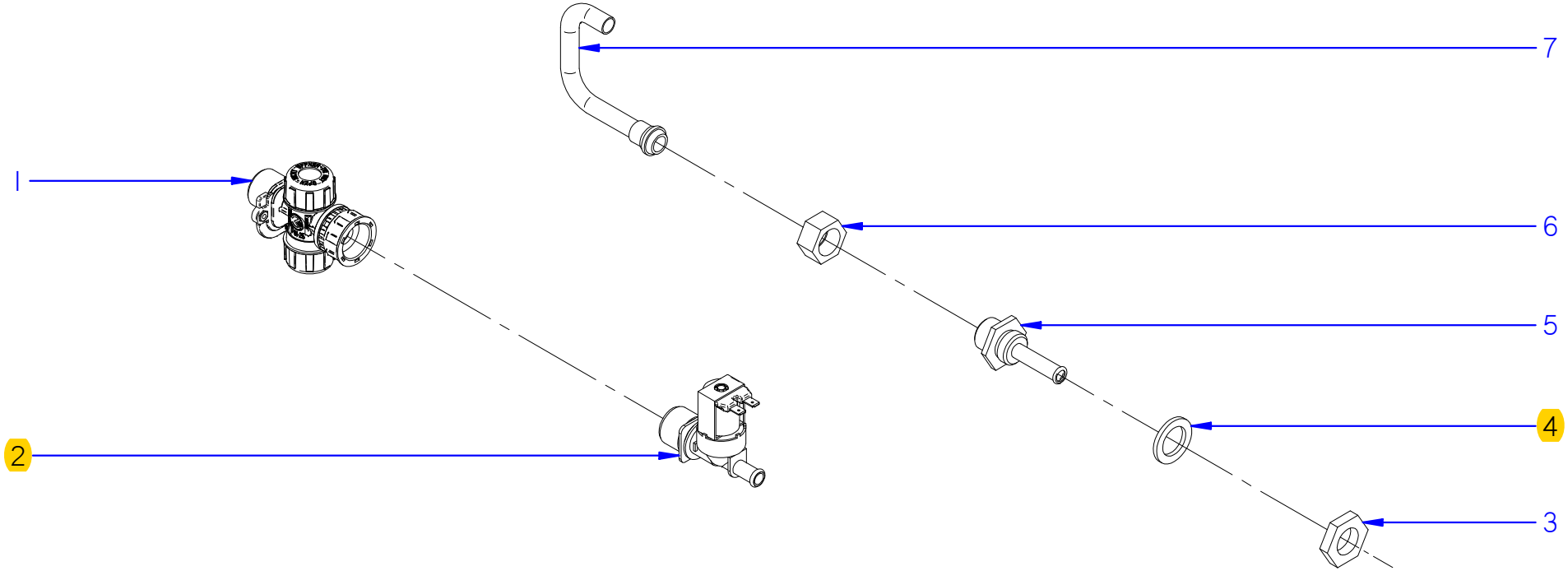

ITEM MARCADO EN COLOR = REPUESTO RECOMENDADO
COLOURED ITEM = RECOMMENDED SPARE PART

Fecha	Firma	CCO-180	Página
01-03-2018	B. Alcantara	SISTEMA DE LLENADO / FILLING SYSTEM	27

FAGOR
FAGOR INDUSTRIAL

APARATO / APPLIANCE	LAVAVAJILLAS / DISHWASHER	ZONA / ZONE	SISTEMA DE LLENADO / FILLING SYSTEM

ITEM	CODIGO REFERENCE	DENOMINACIÓN	DENOMINATION	CCO-180 CW 230V	CCO-180 HW 230V	CCO-180 ECO 230V	CCO-180 CW 400V	CCO-180 HW 400V	CCO-180 ECO 400V							RECOMENDADOS RECOMMENDED	ELIMINADO ELIMINATED	INTRODUCIDO INTRODUCED	NOTAS / NOTES
1	12163937	FILTRO E.V. con A.R. COMPLETO	COMPLETE E.V. FILTER with A.R.	1	1	1	1	1	1										
2	12025161	ELECTROVÁLVULA 230V AC 50/60Hz 1vía	ELECTROVALVE 230V AC 50/60Hz 1way	1	1	1	1	1	1							X			
3	12007871	TUERCA HEXAG. Lat. 5/8" DIN934	HEXAGONAL NUT Lat. G 5/8" DIN934	1	1	1	1	1	1										
4	12009947	JUNTA 32x21x3	SEAL 32x21x3	1	1	1	1	1	1							X			
5	12025020	PASAMUROS ACLARADO	RINSING BUSHING	1	1	1	1	1	1										
6	12009756	TUERCA ESPECIAL LATÓN Cr G 5/8"	SPECIAL BRASS Cr.NUT G 5/8"	1	1	1	1	1	1										
7	12038953	CONDUCTO LLENADO COMPLETO	COMPLETE FILLING PIPE	1	1	1	1	1	1										

ACCIONADORES DE LAVADO-ACLARADO / WASHING-RINSING ACTUATORS
(páginas 29-30 / pages 29-30)

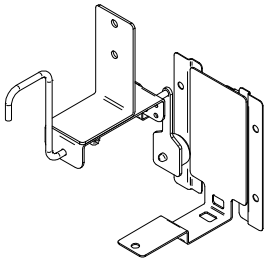

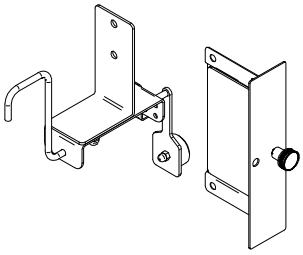

FAGOR
FAGOR INDUSTRIAL

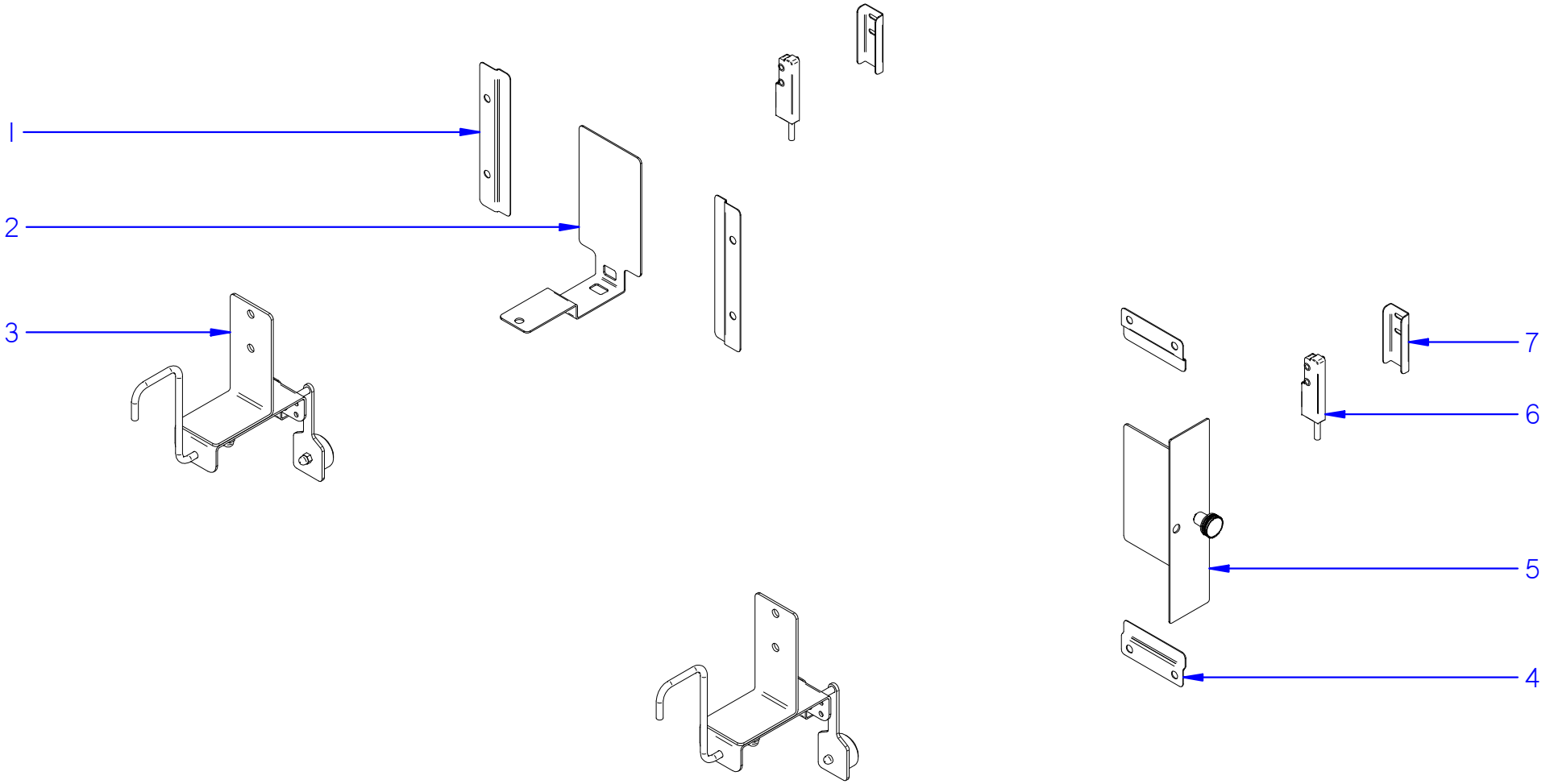

ITEM MARCADO EN COLOR = REPUESTO RECOMENDADO
COLOURED ITEM = RECOMMENDED SPARE PART

Fecha	Firma	CCO-180	Página
01-03-2018	B. Alcantara	ACCIONADORES DE LAVADO-ACLARADO / WASHING-RINSING ACTUATORS	29

FAGOR
FAGOR INDUSTRIAL

APARATO / APPLIANCE **LAVAVAJILLAS / DISHWASHER**

ZONA / ZONE **ACCIONADORES DE LAVADO-ACLARADO / WASHING-RINSING ACTUATORS**

ITEM	CODIGO REFERENCE	DENOMINACIÓN	DENOMINATION	CCO-180 CW 230V	CCO-180 HW 230V	CCO-180 ECO 230V	CCO-180 CW 400V	CCO-180 HW 400V	CCO-180 ECO 400V							RECOMENDADOS RECOMMENDED	ELIMINADO ELIMINATED	INTRODUCIDO INTRODUCED	NOTAS / NOTES
1	12163377	GUÍA MICRO COMPACTO	COMPACT MICRO GUIDE	2	2	2	2	2	2										
2	12164365	SOP. MICRO ACLARADO MODUL. IZQDO.	LEFT MODULE MICRO-RINSING SUPP.	1	1	1	1	1	1										solo versión izquierda / only left version
	12164364	SOP. MICRO ACLARADO MODUL. DCHO.	RIGHT MODULE MICRO-RINSING SUPP.	1	1	1	1	1	1										solo versión derecha / only right version
3	12169088	CONJUNTO ACCIONADOR IZQDO.	LEFT ACTUATOR ASSEMBLY	2	2	2	2	2	2										solo versión izquierda / only left version
	12155438	CONJUNTO ACCIONADOR DCHO.	RIGHT ACTUATOR ASSEMBLY	2	2	2	2	2	2										solo versión derecha / only right version
4	12164547	GUÍA MICRO LAVADO MODULAR	MODULAR MICRO-WASHING GUIDE	2	2	2	2	2	2										
5	12164568	SOP. MICRO LAVADO MODUL. IZQDO.	LEFT MODUL. MICRO-WASHING SUPP.	1	1	1	1	1	1										solo versión izquierda / only left version
	12164566	SOP. MICRO LAVADO MODUL. DCHO.	RIGHT MODUL. MICRO-WASHING SUPP.	1	1	1	1	1	1										solo versión derecha / only right version
6	12024560	INTERRUPTOR 0.4A 1vía 1pos MAGNÉTICO	MAGNETIC SWITCH 0.4A 1way 1pos	2	2	2	2	2	2										
7	12001974	SUJECIÓN INTERRUPTOR	SWITCH FASTENING	2	2	2	2	2	2										

FAGOR
FAGOR INDUSTRIAL

CORTINAS / CURTAINS
(páginas 31-32 / pages 31-32)

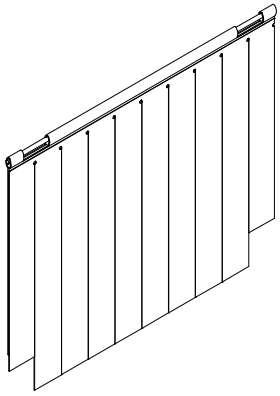

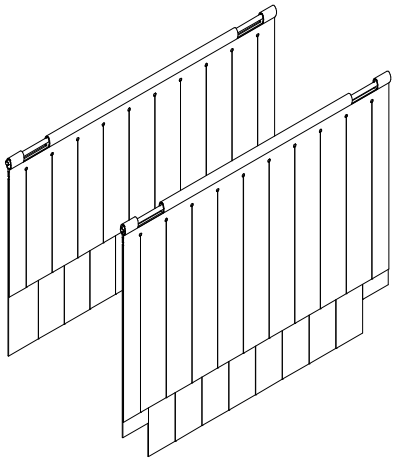

FAGOR
FAGOR INDUSTRIAL

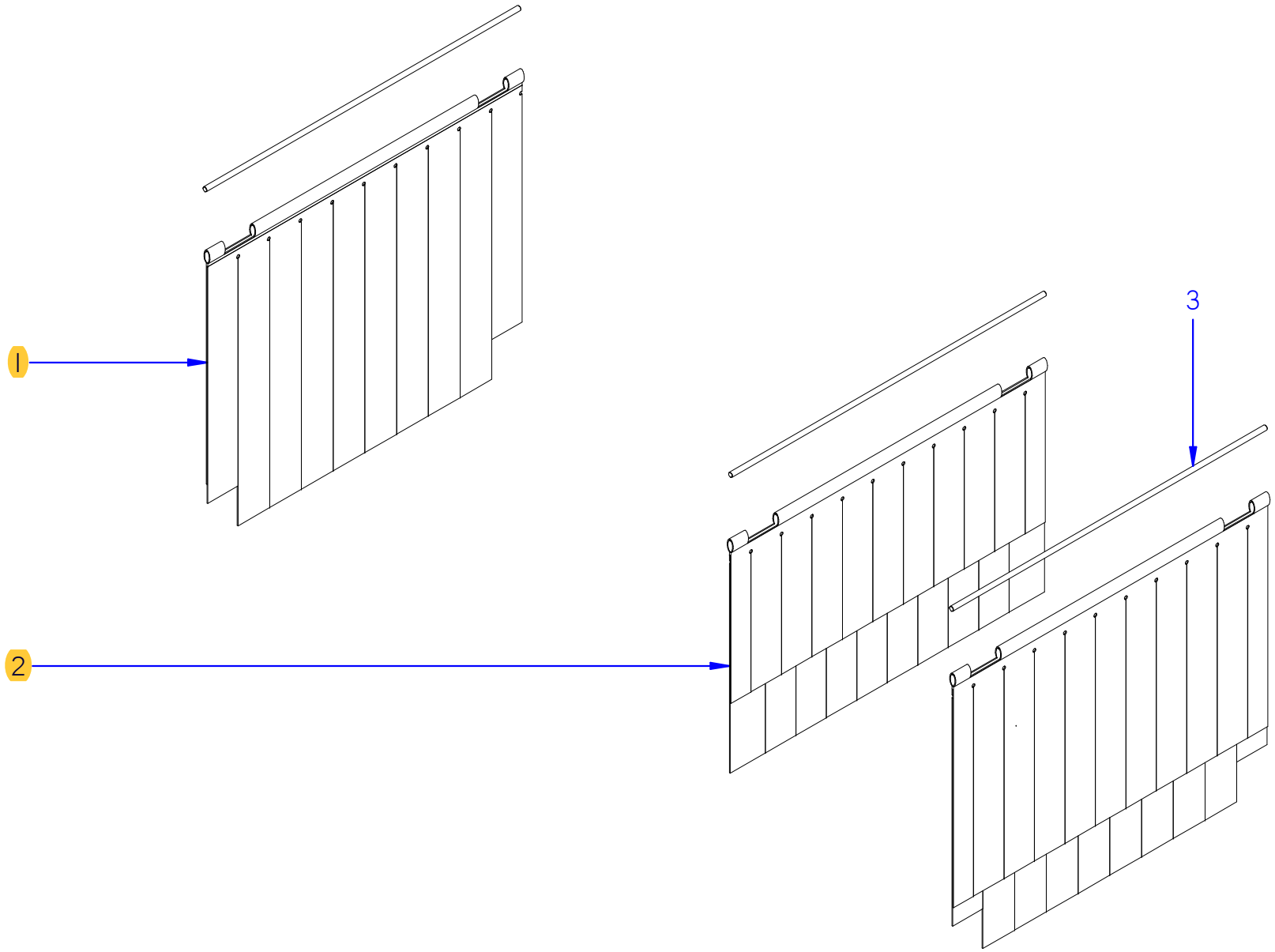

ITEM MARCADO EN COLOR = REPUESTO RECOMENDADO
COLOURED ITEM = RECOMMENDED SPARE PART

Fecha	Firma	CCO-180	Página
01-03-2018	B. Alcantara	CORTINAS / CURTAINS	31

FAGOR
FAGOR INDUSTRIAL

APARATO / APPLIANCE	LAVAVAJILLAS / DISHWASHER	ZONA / ZONE	CORTINAS / CURTAINS

ITEM	CODIGO REFERENCE	DENOMINACIÓN	DENOMINATION	CCO-180 CW 230V	CCO-180 HW 230V	CCO-180 ECO 230V	CCO-180 CW 400V	CCO-180 HW 400V	CCO-180 ECO 400V							RECOMENDADOS RECOMMENDED	ELIMINADO ELIMINATED	INTRODUCIDO INTRODUCED	NOTAS / NOTES
1	12003743	CORTINA EXTERIOR COMPLETA	COMPLETE EXTERIOR CURTAIN	2	2	2	2	2	2							X	01/05/19		
1	12232069	CORTINA EXTERIOR COMPLETA	COMPLETE EXTERIOR CURTAIN	2	2	2	2	2	2							X		01/05/19	
2	12003701	CORTINA INTERIOR COMPLETA	COMPLETE INNER CURTAIN	1	1	1	1	1	1							X	01/05/19		
2	12232160	CORTINA INTERIOR COMPLETA	COMPLETE INNER CURTAIN	1	1	1	1	1	1							X		01/05/19	
3	12232610	EJE CORTINA	CURTAIN SHAFT	3	3	3	3	3	3									01/05/19	

CONJUNTO CALDERÍN / HEATER ASSEMBLY
(páginas 33-34 / pages 33-34)

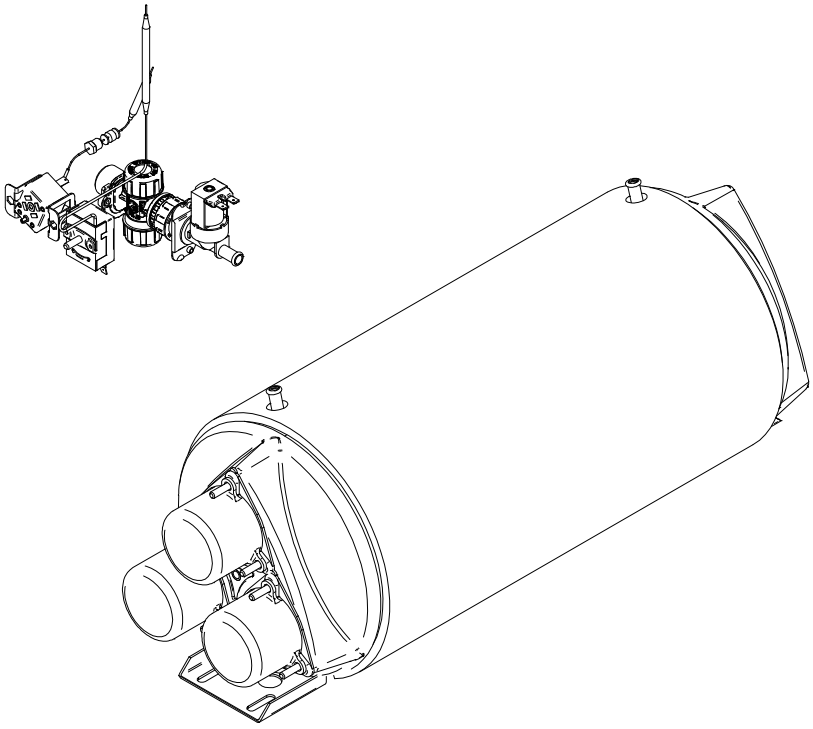

FAGOR

FAGOR INDUSTRIAL

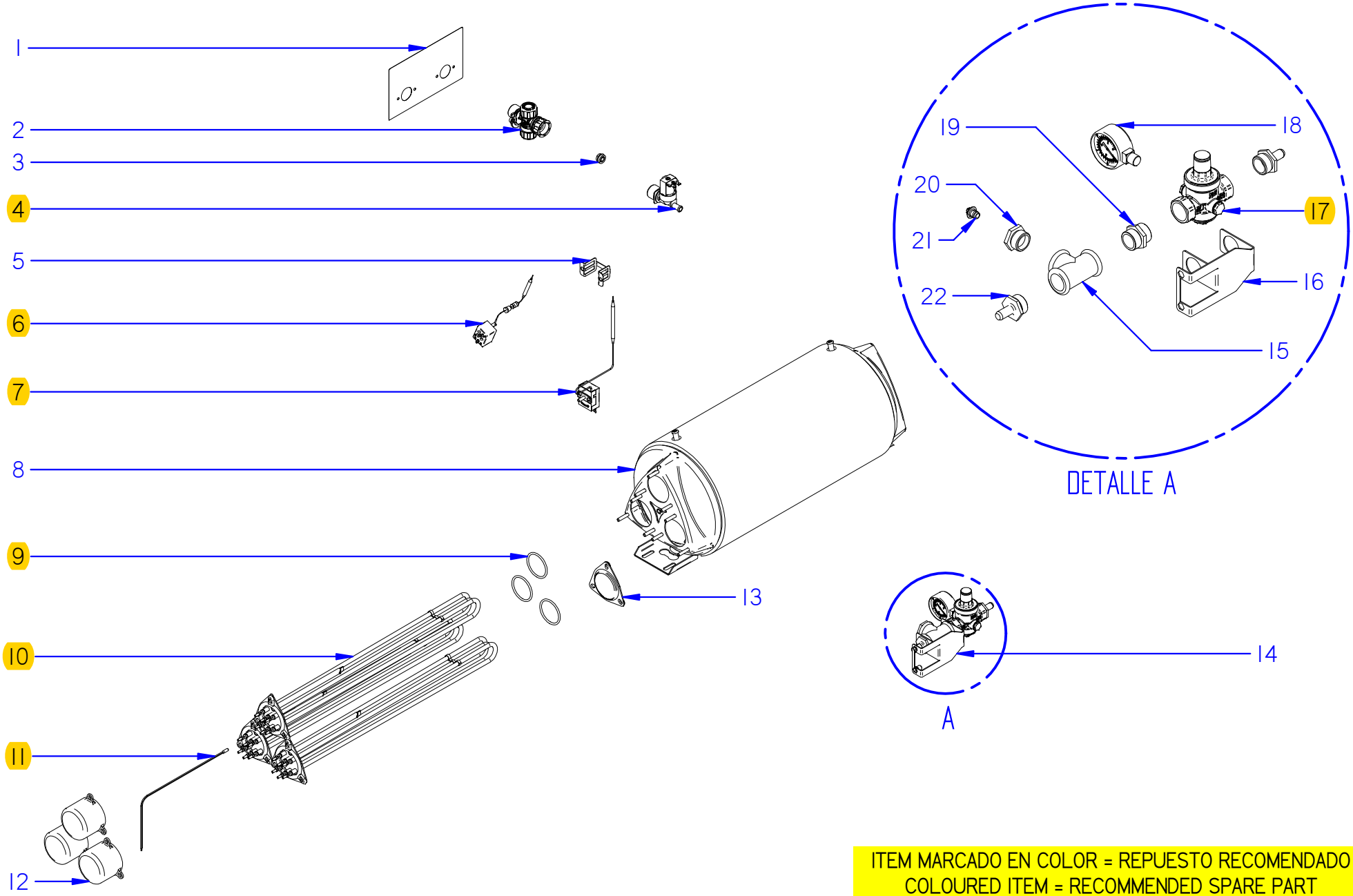

ITEM MARCADO EN COLOR = REPUESTO RECOMENDADO
COLOURED ITEM = RECOMMENDED SPARE PART

Fecha	Firma	CCO-180	Página
01-03-2018	B. Alcantara	CONJUNTO CALDERÍN / HEATER ASSEMBLY	33

FAGOR
FAGOR INDUSTRIAL

APARATO / APPLIANCE	LAVAVAJILLAS / DISHWASHER	ZONA / ZONE	CONJUNTO CALDERÍN / HEATER ASSEMBLY

ITEM	CODIGO REFERENCE	DENOMINACIÓN	DENOMINATION	CCO-180 CW 230V	CCO-180 HW 230V	CCO-180 ECO 230V	CCO-180 CW 400V	CCO-180 HW 400V	CCO-180 ECO 400V							RECOMENDADOS RECOMMENDED	ELIMINADO ELIMINATED	INTRODUCIDO INTRODUCED	NOTAS / NOTES
1	12164078	EMBELLECEDOR E.V. (CW)	ELECTROVALVE TRIM (CW)	1	-	-	1	-	-										
1	12164092	EMBELLECEDOR E.V. (HW)	ELECTROVALVE TRIM (HW)	-	1	-	-	1	-										
2	12163937	FILTRO E.V. con A.R. COMPLETO	COMPLETE E.V. FILTER with A.R.	1	1	-	1	1	-										
3	12044690	REGULADOR DE CAUDAL 10L	FLOW REGULATOR 10L	1	1	-	1	1	-										
4	12025161	ELECTROVÁLVULA 230V AC 50/60Hz 1vía	ELECTROVALVE 230V AC 50/60Hz 1way	1	1	-	1	1	-							X			
5	12022151	AMARRE IMITADOR TECASA	TECASA LIMITING CLAMPING	1	1	-	1	1	-										
6	12023830	TERMOSTATO SEGURIDAD 125ºC	SAFETY THERMOSTAT 125ºC	1	1	-	1	1	-							X			
7	12134992	TERMOSTATO TECASA 85ºC	TECASA THERMOSTAT 85ºC	1	1	-	1	1	-							X			
8	12172230	CALDERÍN ARRASTRE 2018 COMPLETO	COMPLETE 2018 TRAWLING HEATER	1	1	-	1	1	-										
9	12010040	JUNTA TÓRICA 67.18x56.52x5.3	O-RING 67.18x56.52x5.3	3	3	-	3	3	-							X			
10	12024214	RESISTENCIA COMPLETA 230V	COMPLETE RESISTOR 230V	3	2	-	3	2	-							X			
11	12166156	CONJUNTO SONDA 10KOhmio NTC UL	PROBE ASSEMBLY 10KOhm NTC UL	1	1	-	1	1	-							X			
12	12024282	CAPERUZA RESISTENCIA	RESISTOR BONNET	3	2	-	3	2	-										
13	12024823	BRIDA CIEGA	BLIND BRACKET	-	1	-	-	1	-										
14	12168826	CONJUNTO REG. PRESIÓN MOD. COMP.	COMP. MOD. PRESSURE REG. ASSEM.	1	1	-	1	1	-										
15	12025111	T 90º 3/4	90º T 3/4	1	1	-	1	1	-										
16	12167137	SOPORTE REGULADOR PRESIÓN MODUL.	MODUL. PRESSURE REGULAT. SUPPORT	1	1	-	1	1	-										
17	12168825	REGULADOR DE PRESIÓN 0.5-6bar	PRESSURE REGULATOR 0.5-6bar	1	1	-	1	1	-							X			
18	12168605	MANÓMETRO 0-2.5bar	MANOMETER 0-2.5bar	1	1	-	1	1	-										
19	12024396	MANGUITO 3/4	CUFF 3/4	1	1	-	1	1	-										
20	12184697	REDUCCIÓN G 3/4" a G 1/8"	REDUCTOR G 3/4" to G 1/8"	1	1	-	1	1	-										
21	12185210	TAPÓN TOMA ABRILLANTADOR	POLISHER OUTLET CAP	1	1	-	1	1	-										
22	12023772	EMPALME 3/4	CONNECTION 3/4	2	2	-	2	2	-										

CONJUNTO CUADRO ELÉCTRICO / ELECTRIC BOARD ASSEMBLY
(páginas 35-37 / pages 35-37)

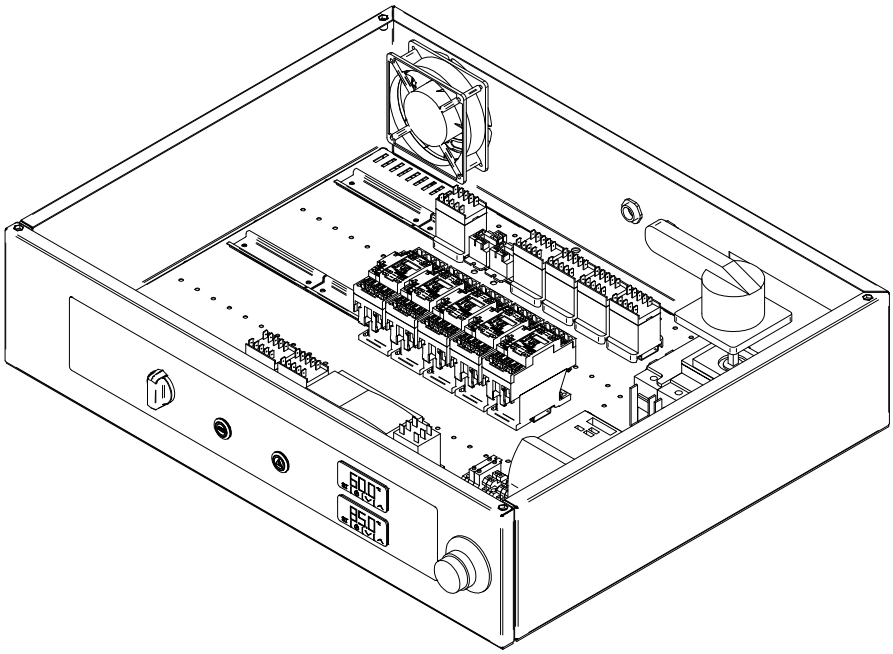

FAGOR

FAGOR INDUSTRIAL

Despiece técnico CC0-180 / Spare Parts CC0-180

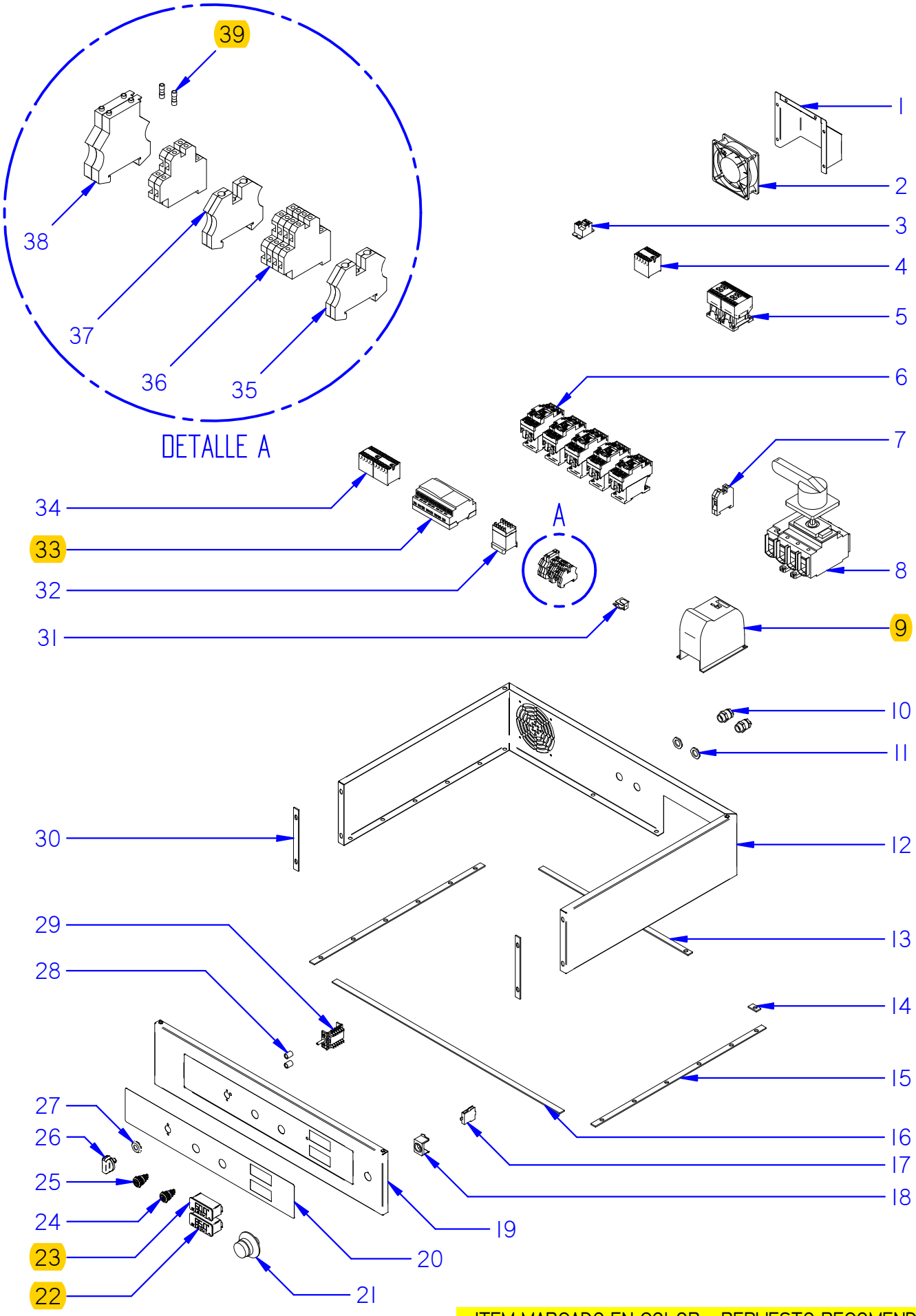

ITEM MARCADO EN COLOR = REPUESTO RECOMENDADO
COLOURED ITEM = RECOMMENDED SPARE PART

Fecha	Firma	CCO-180	Página
01-03-2018	B. Alcantara	CONJUNTO CUADRO ELÉCTRICO / ELECTRIC BOARD ASSEMBLY	35

FAGOR
FAGOR INDUSTRIAL

APARATO / APPLIANCE **LAVAVAJILLAS / DISHWASHER**

ZONA / ZONE **CONJUNTO CUADRO ELÉCTRICO / ELECTRIC BOARD ASSEMBLY**

ITEM	CODIGO REFERENCE	DENOMINACIÓN	DENOMINATION	CCO-180 CW 230V	CCO-180 HW 230V	CCO-180 ECO 230V	CCO-180 CW 400V	CCO-180 HW 400V	CCO-180 ECO 400V							RECOMENDADOS RECOMMENDED	ELIMINADO ELIMINATED	INTRODUCIDO INTRODUCED	NOTAS / NOTES
1	12163460	PROTECTOR VENTILADOR	FAN PROTECTOR	1	1	1	1	1	1										
2	12023862	VENTILADOR 230V AC 1N 50/60Hz 0.18Kw	FAN 230V AC 1N 50/60Hz 0.18Kw	1	1	1	1	1	1										
3	12135989	RELÉ 230V AC 50/60Hz 16A 1vía UL	RELAY 230V AC 50/60Hz 16A 1way UL	1	1	1	1	1	1										
4	12024012	CONTACTOR 230V AC 50/60Hz 16A 4vía UL	CONTACTOR 230V AC 50/60Hz 16A 4way UL	1	1	1	1	1	1										
5	12111795	CONTACTOR 230V AC 50/60Hz 20A 4vía UL	CONTACTOR 230V AC 50/60Hz 20A 4way UL	2	2	2	2	2	2										
6	12041014	CONTACTOR 230V AC 50/60Hz 40A 3vía UL	CONTACTOR 230V AC 50/60Hz 40A 3way UL	5	5	2	5	5	2										
7	12024515	BORNA TIERRA 35mm	EARTH TERMINAL 35mm	1	1	1	1	1	1										
8	12024038	INTERRUPTOR SECCI 250A 4vía 2pos UL	SWITCH SECCI 250A 4way 2pos UL	1	1	-	-	-	-										
8	12023352	INTERRUPTOR SECCI 125A 3vía 2pos UL	SWITCH SECCI 125A 3way 2pos UL	-	-	1	1	1	-										
8	12024825	INTERRUPTOR SECCI 125A 1vía 2pos UL	SWITCH SECCI 125A 1way 2pos UL	-	-	1	1	1	-										
8	12023477	INTERRUPTOR SECCI 63A 4vía 2pos UL	SWITCH SECCI 63A 4way 2pos UL	-	-	-	-	-	1										
9	12167529	VARIADOR FRECUENCIA CCO-180 CONF.	FRECUENCY VARIATOR CCO-180 CONF.	1	1	1	1	1	1							X			
10	12009223	PRENSAESTOPAS METÁLICO PG 13	METAL STUFFIN BOX PG 13	2	2	2	2	2	2										
11	12008682	TUERCA METÁLICA PG 13	METAL NUT PG 13	2	2	2	2	2	2										
12	12163579	CONJ. CUBIERTA CUADRO ELÉC. COMPL.	COMPLETE ELEC. BOARD COVER ASSEM.	1	1	1	1	1	1										
13	12163397	JUNTA POSTERIOR A CUADRO ELÉCTRICO	ELECTRIC BOARD REAR SEAL A	1	1	1	1	1	1										
14	12163395	JUNTA POSTERIOR B CUADRO ELÉCTRICO	ELECTRIC BOARD REAR SEAL B	1	1	1	1	1	1										
15	12024292	JUNTA LATERAL W CUADRO ELÉCTRICO	ELECTRIC BOARD LATERAL SEAL W	2	2	2	2	2	2										
16	12163398	JUNTA INFERIOR FRENTE CUADRO ELÉC.	ELECTRIC BOARD BOTTOM FRONT SEAL	1	1	1	1	1	1										
17	12120237	PULSADOR EMER. 250V AC 16A 1vía 2pos	EMERG. SWITCH 250V AC 16A 1way 2pos	1	1	1	1	1	1										
18	12120238	PULSADOR EMER. 250V AC 16A 1vía 2pos	EMERG. SWITCH 250V AC 16A 1way 2pos	1	1	1	1	1	1										
19	12159124	FRENTE IZQDO. CUADRO ELÉC. COMP.	COMP. LEFT ELEC. BOARD FRONTAL	1	1	1	1	1	1										solo versión izquierda / only left version
	12164809	FRENTE DCHO. CUADRO ELÉC. COMP.	COMP. RIGHT ELEC. BOARD FRONTAL	1	1	1	1	1	1										solo versión derecha / only right version
20	12155652	ADHESIVO EMBELLECEDOR (CW-HW)	TRIM ADHESIVE (CW-HW)	1	1	-	1	1	-										
20	12158636	ADHESIVO EMBELLECEDOR (ECO)	TRIM ADHESIVE (ECO)	-	-	1	-	-	1										
21	12120235	PULSADOR EMER. 250V AC 16A 1vía 2pos	EMERG. SWITCH 250V AC 16A 1way 2pos	1	1	1	1	1	1										
22	12165870	TERM. DIGITAL EVCO + SOFT. CALDERÍN	DIGITAL EVCO TERM. + HEATER SOFTWARE	1	1	-	1	1	-							X			
23	12165943	TERM. DIGITAL EVCO + SOFT. TANQUE	DIGITAL EVCO TERM. + TANK SOFTWARE	1	1	1	1	1	1							X			
24	12166690	PULSADOR 230V AC AVISO LED NARANJA	WARNING ORANGE LED BUTTON	1	1	1	1	1	1										
25	12165896	PULSADOR 230V AC START LED BLANCO	START WHITE LED BUTTON	1	1	1	1	1	1										
26	12115972	CONJUNTO MANDO CONCEPT FAGOR	FAGOR CONCEPT CONTROL ASSEMBLY	1	1	1	1	1	1										

APARATO / APPLIANCE	LAVAVAJILLAS / DISHWASHER	ZONA / ZONE	CONJUNTO CUADRO ELÉCTRICO / ELECTRIC BOARD ASSEMBLY

ITEM	CODIGO REFERENCE	DENOMINACIÓN	DENOMINATION	CCO-180 CW 230V	CCO-180 HW 230V	CCO-180 ECO 230V	CCO-180 CW 400V	CCO-180 HW 400V	CCO-180 ECO 400V							RECOMENDADOS RECOMMENDED	ELIMINADO ELIMINATED	INTRODUCIDO INTRODUCED	NOTAS / NOTES
27	12024516	JUNTA CONMUTADOR	SWITCH SEAL	1	1	1	1	1	1										
28	12023521	CASQUILLO	CAP	2	2	2	2	2	2										
29	12159778	CONMUTADOR FUNCIÓN 16A 6vía 4pos	FUNCTIONAL SWITCH 16A 6way 4pos	1	1	1	1	1	1										
30	12024278	JUNTA FRONTAL W CUADRO ELÉCTRICO	ELECTRIC BOARD FRONTAL SEAL W	2	2	2	2	2	2										
31	12165012	BUZZER 230V AC	BUZZER 230V AC	1	1	1	1	1	1										
32	12023706	RELÉ 230V AC 50/60Hz 16A 2vía	RELAY 230V AC 50/60Hz 2way	1	1	1	1	1	1										
33	12165947	RELÉ PROG.230V AC 50/60Hz 8A 8vía	PROG. RELAY 230V AC 50/60Hz 8A 8way	1	1	1	1	1	1							X			
34	12024011	CONTACTOR 230V AC 50/60Hz 16A 4vía UL	CONTACTOR 230V AC 50/60Hz 16A 4way UL	2	2	2	2	2	2										
35	12024199	TOPE FINAL BORNA 10mm2 UL	FINAL TERMINAL 10mm2 UL	1	1	1	1	1	1										
36	12025180	REGLETA 2 PISOS 24A 2.5mm2 UL	DOUBLE POWER STRIP 24A 2.5mm2 UL	6	6	6	6	6	6										
37	12024743	BORNE TIER 10 WPE	BORNE TIER 10 WPE	1	1	1	1	1	1										
38	12025158	BORNA PORTAFUSIBLE 10A 6mm2 1vía UL	TERMINAL 10A 6mm2 1way UL	2	2	2	2	2	2										
39	12024152	FUSIBLE 10A	FUSE 10A	2	2	2	2	2	2							X			

CONJUNTO SISTEMA ECO / ECO SYSTEM ASSEMBLY
(páginas 38-39 / pages 38-39)

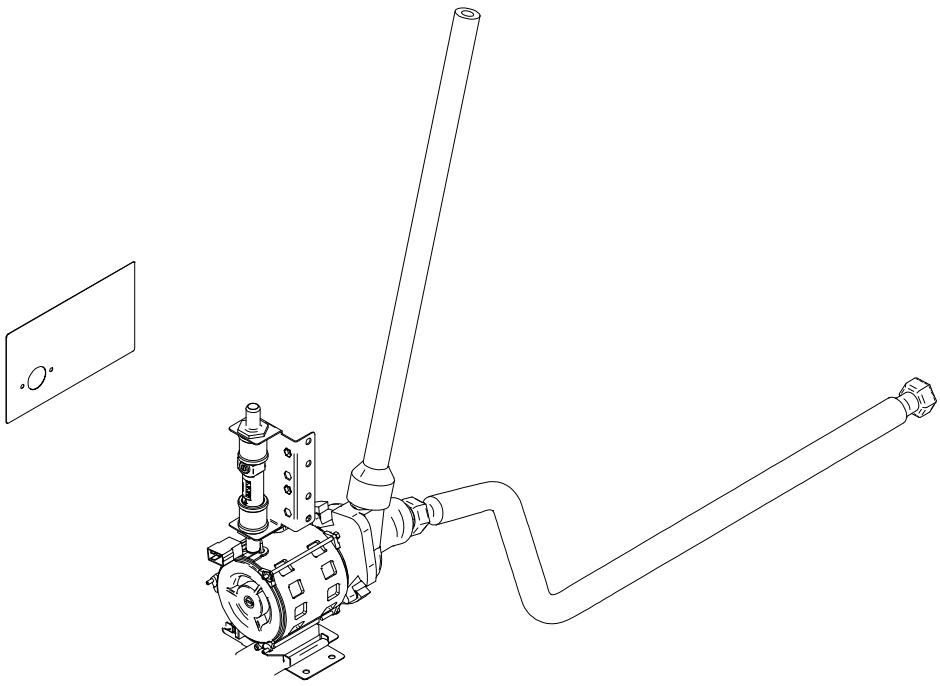

FAGOR

FAGOR INDUSTRIAL

Despiece técnico CCO-180 / Spare Parts CCO-180

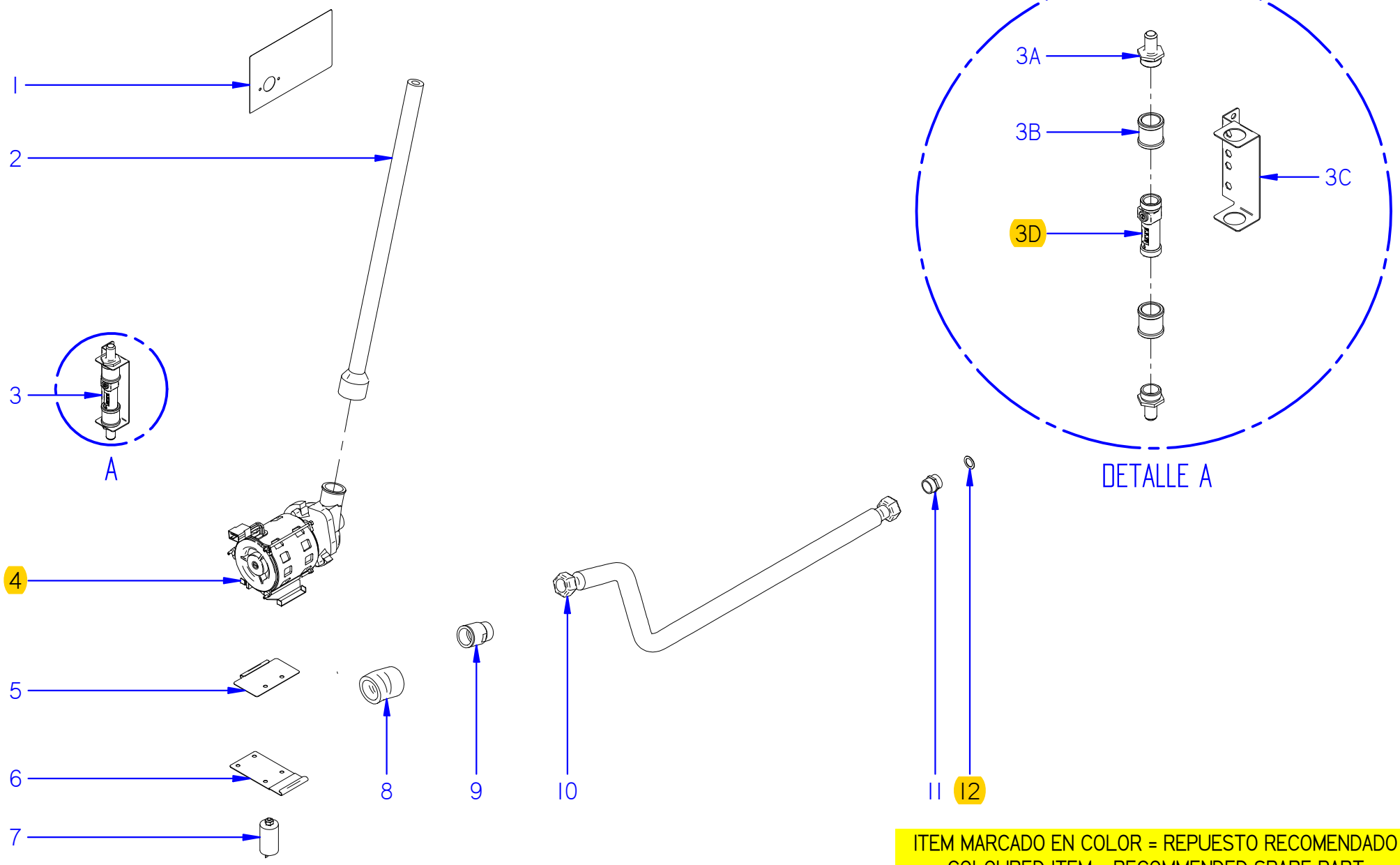

ITEM MARCADO EN COLOR = REPUESTO RECOMENDADO
COLOURED ITEM = RECOMMENDED SPARE PART

Fecha	Firma	CCO-180	Página
01-03-2018	B. Alcantara	CONJUNTO SISTEMA ECO / ECO SYSTEM ASSEMBLY	38

FAGOR
FAGOR INDUSTRIAL

APARATO / APPLIANCE	LAVAVAJILLAS / DISHWASHER	ZONA / ZONE	CONJUNTO SISTEMA ECO / ECO SYSTEM ASSEMBLY

ITEM	CODIGO REFERENCE	DENOMINACIÓN	DENOMINATION	CCO-180 CW 230V	CCO-180 HW 230V	CCO-180 ECO 230V	CCO-180 CW 400V	CCO-180 HW 400V	CCO-180 ECO 400V							RECOMENDADOS RECOMMENDED	ELIMINADO ELIMINATED	INTRODUCIDO INTRODUCED	NOTAS / NOTES
1	12164103	EMBELLECEDOR E.V. (ECO)	ELECTROVALVE TRIM (ECO)	-	-	1	-	-	1										
2	12163566	CONDUCTO IMPULSIÓN ACLARADO ECO	ECO RINSING IMPULSION PIPE	-	-	1	-	-	1										
3	12164332	CONJUNTO REGULADOR DE CAUDAL	FLOW REGULATOR ASSEMBLY	-	-	1	-	-	1										
3A	12024984	EMPALME 3/4	CONNECTION 3/4	-	-	2	-	-	2										
3B	12164310	MANGUITO LATÓN H-H 3/4" GAS	BRASS HOSE H-H 3/4" GAS	-	-	2	-	-	2										
3C	12164326	SOPORTE REGULADOR CAUDAL	FLOW REGULATOR SUPPORT	-	-	1	-	-	1										
3D	12164266	REGULADOR CAUDAL 2-8 L/min 3/4"	FLOW REGULATOR 2-8 L/min 3/4"	-	-	1	-	-	1							X			
4	12023429	MOTOBOMBA 230V AC 1N 50/60Hz 280Kw	PUMP 230V AC 1N 50/60Hz 280Kw	-	-	1	-	-	1							X			
5	12003327	AMARRE MOTOBOMBA COMPLETO	COMPLETE PUMP CLAMPING	-	-	1	-	-	1										
6	12003340	SOPORTE MOTOBOMBA COMPLETO	COMPLETE PUMP SUPPORT	-	-	1	-	-	1										
7	12024346	CONDENSADOR ELÉCTRICO 400V VDE	ELECTRIC CONDENSER 400V GREEN	-	-	1	-	-	1										
8	12023607	CODO IMPULSIÓN	IMPULSION ELBOW	-	-	1	-	-	1										
9	12024033	MANGUITO	HOSE	-	-	1	-	-	1										
10	12023858	TUBO CORRUGADO ECO	CORRUGATED PIPE ECO	-	-	2	-	-	2										
11	12023691	MANGUITO LATÓN DOBLE ROSCA	DOUBLE THREAD BRASS HOSE	-	-	1	-	-	1										
12	12010203	ARANDELA 31x21x1.5	RETAINER 31x21x1.5	-	-	4	-	-	4							X			

CONJUNTO TÚNEL DE ENTRADA / ENTRANCE TUNNEL ASSEMBLY
(páginas 40-41 / pages 40-41)

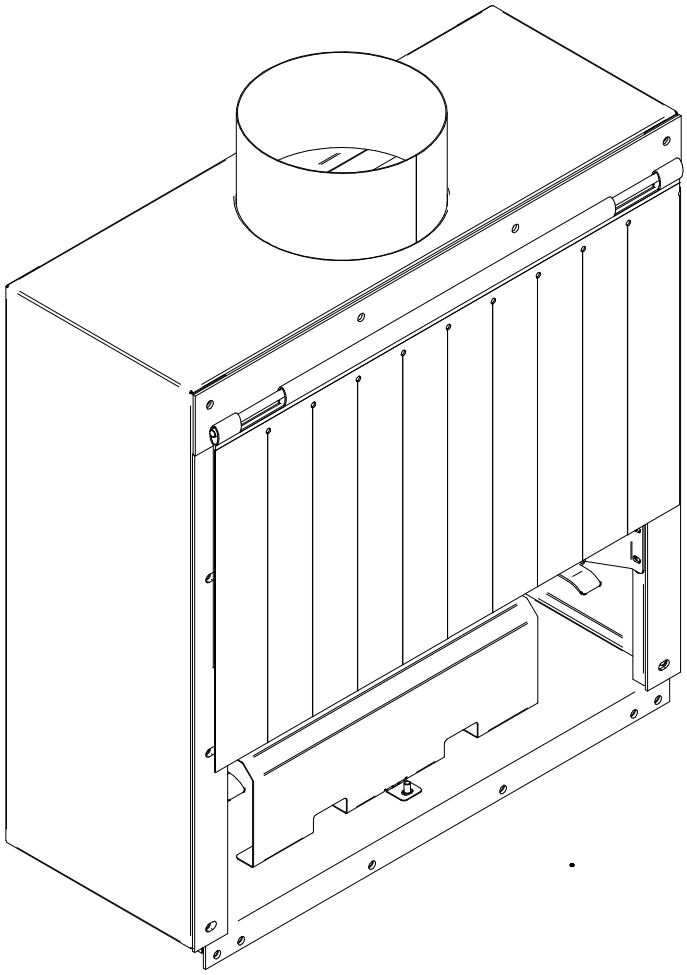

FAGOR

FAGOR INDUSTRIAL

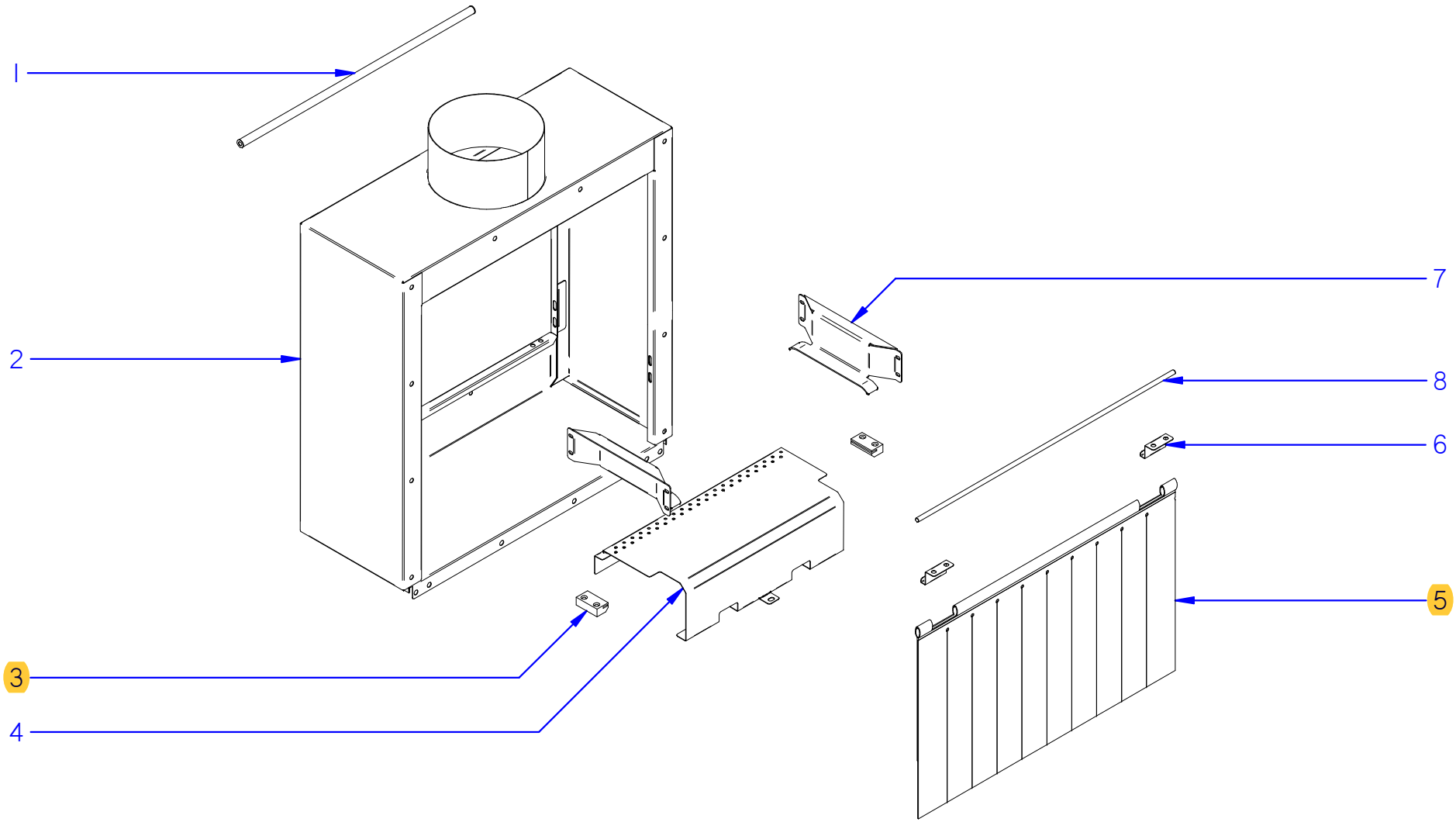

ITEM MARCADO EN COLOR = REPUESTO RECOMENDADO
COLOURED ITEM = RECOMMENDED SPARE PART

Fecha	Firma	CCO-180	Página
01-03-2018	B. Alcantara	CONJUNTO TÚNEL DE ENTRADA / ENTRANCE TUNNEL ASSEMBLY	40

FAGOR
FAGOR INDUSTRIAL

APARATO / APPLIANCE	LAVAVAJILLAS / DISHWASHER	ZONA / ZONE	CONJUNTO TÚNEL DE ENTRADA / ENTRANCE TUNNEL ASSEMBLY

ITEM	CODIGO REFERENCE	DENOMINACIÓN	DENOMINATION	CCO-180 CW 230V	CCO-180 HW 230V	CCO-180 ECO 230V	CCO-180 CW 400V	CCO-180 HW 400V	CCO-180 ECO 400V							RECOMENDADOS RECOMMENDED	ELIMINADO ELIMINATED	INTRODUCIDO INTRODUCED	NOTAS / NOTES
1	12004700	PROTECTOR SUPERIOR SOLDADO	WELDED TOP PROTECTOR	1	1	1	1	1	1										
2	12159072	TÚNEL DE ENTRADA RECTO SOLDADO	WELDED STRAIGHT ENTRANCE TUNNEL	1	1	1	1	1	1										
3	12024307	GUIAS DE DESLIZAMIENTO	SLIDING GUIDES	2	2	2	2	2	2							X			
4	12165750	PROTECTOR ANTIATRAPAMIENTO COMPA.	COMPACT SAFETY PROTECTOR	1	1	1	1	1	1										
5	12003701	CORTINA INTERIOR COMPACTO	COMPACT INNER CURTAIN	1	1	1	1	1	1							X	01/05/19		
5	12232160	CORTINA INTERIOR ARRASTRE	INNER CURTAIN	1	1	1	1	1	1							X		01/05/19	
6	12022737	SUJECIÓN CORTINA	CURTAIN FASTENING	2	2	2	2	2	2								01/05/19		
6	12232613	SOPORTE CORTINA	CURTAIN FASTENING	2	2	2	2	2	2									01/05/19	
7	12004665	GUÍA ENTRADA-SALIDA COMPLETA	COMPLETE ENTRANCE-EXIT GUIDE	2	2	2	2	2	2										
8	12232610	EJE CORTINA	CURTAIN SHAFT	1	1	1	1	1	1									01/05/19	

VARIOS / MISCELLANEOUS
(página 42 / page 42)

FAGOR
FAGOR INDUSTRIAL

APARATO / APPLIANCE	LAVAVAJILLAS / DISHWASHER	ZONA / ZONE	VARIOS / MISCELLANEOUS

ITEM	CODIGO REFERENCE	DENOMINACIÓN	DENOMINATION	CCO-180 CW 230V	CCO-180 HW 230V	CCO-180 ECO 230V	CCO-180 CW 400V	CCO-180 HW 400V	CCO-180 ECO 400V							RECOMENDADOS RECOMMENDED	ELIMINADO ELIMINATED	INTRODUCIDO INTRODUCED	NOTAS / NOTES
	12171667	FOLLETO CCO-180	CCO-180 LEAFLET	1	1	1	1	1	1										
	12172699	INSTALACIÓN ELÉCTRICA MODULAR	MODULAR ELECTRIC INSTALLATION	1	1	1	1	1	1										
	12165936	CABLEADO MOTOR ARRASTRE	TRAWLING PUMP WIRING	1	1	1	1	1	1										
	12165965	CABLEADO PROLONGADOR SONDA NTC	NTC PROBE EXTENDED WIRING	2	2	1	2	2	1										
	12172929	CABLEADO CALDERÍN COMPLETO	COMPLETE HEATER WIRING	1	1	-	1	1	-										
	12024527	CABLEADO ECO	ECO WIRING	-	-	1	-	-	1										
	12024176	MICRO FIN DE CARRERA	OVERTRAVEL SWITCH	1	1	1	1	1	1										
	12025011	CESTILLO BASE CT-10	BASE BASKET CT-10	2	2	2	2	2	2										
	12008851	CESTILLO CUBIERTOS	CUTLERY BASKET	1	1	1	1	1	1										
	12024990	CESTILLO PLATOS CP-16-18	PLATE BASKET CP-16-18	2	2	2	2	2	2										
	12024953	CESTILLO CV-16-105	GLASS BASKET CV-16-105	1	1	1	1	1	1										

REPUESTOS RECOMENDADOS / RECOMMENDED SPARE PARTS
(páginas 43-45 / pages 43-45)

FAGOR
FAGOR INDUSTRIAL

APARATO / APPLIANCE	LAVAVAJILLAS / DISHWASHER	ZONA / ZONE	RECOMENDADOS / RECOMMENDED

ITEM	CODIGO REFERENCE	DENOMINACIÓN	DENOMINATION	CCO-180 CW 230V	CCO-180 HW 230V	CCO-180 ECO 230V	CCO-180 CW 400V	CCO-180 HW 400V	CCO-180 ECO 400V								ELIMINADO ELIMINATED	INTRODUCIDO INTRODUCED	ZONA / ZONE
19	12024877	RESORTE FUERZA CONSTANTE	CONSTANT FORCE SPRING	1	1	1	1	1	1										componentes caja lavado / washing box parts
8	12024713	RESISTENCIA PREACLARADO 230V	PRERINSING RESISTOR 230V	1	1	1	1	1	1										componentes caja preaclarado / prerinsing box parts
10	12010040	JUNTA TÓRICA 67.18x56.52x5.3	O-RING 67.18x56.52x5.3	1	1	1	1	1	1										componentes caja preaclarado / prerinsing box parts
16	12024689	RESORTE FUERZA CONSTANTE	CONSTANT FORCE SPRING	1	1	1	1	1	1										componentes caja preaclarado / prerinsing box parts
17	12134992	TERMOSTATO TECASA 85ºC	TECA THERMOSTAT 85ºC	1	1	1	1	1	1										componentes caja preaclarado / prerinsing box parts
21	12023854	PRESOSTATO 3.5-5bar SIMPLE	SIMPLE PRESSURE GAUGE 3.5-5bar	1	1	1	1	1	1										componentes caja preaclarado / prerinsing box parts
23	12009873	JUNTA TÓRICA 16.01x10.77x2.62	O-RING 16.01x10.77x2.62	3	3	3	3	3	3										componentes caja preaclarado / prerinsing box parts
28	12023830	TERMOSTATO SEGURIDAD 125ºC	SAFETY THERMOSTAT 125ºC	1	1	1	1	1	1										componentes caja preaclarado / prerinsing box parts
31	12163686	TOBERA ACLARADO ARRASTRE	TRAWLING RINSING NOZZLE	8	8	8	8	8	8										componentes caja preaclarado / prerinsing box parts
36	12009817	JUNTA ESPECIAL 2012592	SPECIAL SEAL 2012592	1	1	1	1	1	1										componentes caja preaclarado / prerinsing box parts
38	12010028	JUNTA 45x35x2	SEAL 45x35x2	1	1	1	1	1	1										componentes caja preaclarado / prerinsing box parts
45	12009939	ARANDELA 70x48x1.5	RETAINER 70x48x1.5	2	2	2	2	2	2										componentes caja preaclarado / prerinsing box parts
49	12009947	JUNTA 32x21x3	SEAL 32x21x3	2	2	2	2	2	2										componentes caja preaclarado / prerinsing box parts
52	12010234	JUNTA TÓRICA 12.29x19.35x3.53	O-RING 12.29x19.35x3.53	2	2	2	2	2	2										componentes caja preaclarado / prerinsing box parts
3	12023830	TERMOSTATO SEGURIDAD 125ºC	SAFETY THERMOSTAT 125ºC	1	1	1	1	1	1										componentes cuba lavado / washing cube parts
5	12010040	JUNTA TÓRICA 67.18x56.52x5.3	O-RING 67.18x56.52x5.3	2	2	2	2	2	2										componentes cuba lavado / washing cube parts
6	12024214	RESISTENCIA COMPLETA 230V	COMPLETE RESISTOR 230V	2	2	2	2	2	2										componentes cuba lavado / washing cube parts
7	12166156	CONJUNTO SONDA 10KOhmio NTC UL	PROBE ASSEMBLY 10KOhm NTC UL	1	1	1	1	1	1										componentes cuba lavado / washing cube parts
10	12010165	JUNTA TÓRICA 36.17x41.41x2.6	O-RING 36.17x41.41x2.6	1	1	1	1	1	1										componentes cuba lavado / washing cube parts
12	12009937	ARANDELA 71x56x2	RETAINER 71x56x2	1	1	1	1	1	1										componentes cuba lavado / washing cube parts
16	12009873	JUNTA TÓRICA 16.01x10.77x2.62	O-RING 16.01x10.77x2.62	3	3	3	3	3	3										componentes cuba lavado / washing cube parts
20	12023855	PRESOSTATO 4-20bar SIMPLE	SIMPLE PRESSURE GAUGE 4-20bar	1	1	1	1	1	1										componentes cuba lavado / washing cube parts
23	12009936	ARANDELA 56x39x1	RETAINER 56x39x1	1	1	1	1	1	1										componentes cuba lavado / washing cube parts
3	12024307	GUIAS DE DESLIZAMIENTO	SLIDING GUIDES	8	8	8	8	8	8										guías de lavado / washing guides
1	12004952	DISTRIBUIDOR LAVADO COMPLETO	COMPLETE WASHING DISTRIBUTOR	2	2	2	2	2	2										sistema de lavado / washing system
2	12010176	JUNTA TÓRICA 33x27x3	O-RING 33x27x3	10	10	10	10	10	10										sistema de lavado / washing system
4	12024812	MOTOBOMBA 400V AC 3N 50Hz 2.200Kw	PUMP 400V AC 3N 50Hz 2.200Kw	1	1	1	1	1	1										sistema de lavado / washing system
4	12024456	MOTOBOMBA 400V AC 3N 60Hz 2.200Kw	PUMP 400V AC 3N 60Hz 2.200Kw	1	1	1	1	1	1										sistema de lavado / washing system
7	12023571	ARANDELA 92x66x2	RETAINER 92x66x2	1	1	1	1	1	1										sistema de lavado / washing system
13	12010040	JUNTA TÓRICA 67.18x56.52x5.3	O-RING 67.18x56.52x5.3	1	1	1	1	1	1										sistema de lavado / washing system
18	12010184	JUNTA TÓRICA 57.31x52.07x2.62	O-RING 57.31x52.07x2.62	3	3	3	3	3	3										sistema de lavado / washing system

APARATO / APPLIANCE	LAVAVAJILLAS / DISHWASHER	ZONA / ZONE	RECOMENDADOS / RECOMMENDED

ITEM	CODIGO REFERENCE	DENOMINACIÓN	DENOMINATION	CCO-180 CW 230V	CCO-180 HW 230V	CCO-180 ECO 230V	CCO-180 CW 400V	CCO-180 HW 400V	CCO-180 ECO 400V								ELIMINADO ELIMINATED	INTRODUCIDO INTRODUCED	ZONA / ZONE
20	12010118	JUNTA TÓRICA 47.22x54.28x3.53	O-RING 47.22x54.28x3.53	2	2	2	2	2	2										sistema de lavado / washing system
2A	12024644	CASQUILLO	CAP	1	1	1	1	1	1										sistema de arrastre / trawling system
3	12158628	MOTORREDUCTOR 400V 0.25Kw 1vel	MOTOREDUCER 400V 0.25Kw 1Speed	1	1	1	1	1	1										sistema de arrastre / trawling system
2I	12009995	JUNTA TÓRICA 105.28x94.62	O-RING 105.28x94.62	1	1	1	1	1	1										sistema de arrastre / trawling system
5	12024696	MICRORUPTOR PUERTA	DOOR MICROSWITCH	1	1	1	1	1	1										sistema de arrastre / trawling system
4	12023568	TOBERA PREACLARADO	PRERINSING NOZZLE	12	12	12	12	12	12										sistema de preaclarado / prerinsing system
7	12023429	MOTOBOMBA 230V AC 1N 50/60Hz 280Kw	PUMP 230V AC 1N 50/60Hz 280Kw	1	1	1	1	1	1										sistema de preaclarado / prerinsing system
13	12009947	JUNTA 32x21x3	SEAL 32x21x3	1	1	1	1	1	1										sistema de preaclarado / prerinsing system
15	12010234	JUNTA TÓRICA 12.29x19x35x3.53	O-RING 12.29x19x35x3.53	2	2	2	2	2	2										sistema de preaclarado / prerinsing system
2	12025161	ELECTROVÁLVULA 230V AC 50/60Hz 1vía	ELECTROVALVE 230V AC 50/60Hz 1way	1	1	1	1	1	1										sistema de llenado / filling system
4	12009947	JUNTA 32x21x3	SEAL 32x21x3	1	1	1	1	1	1										sistema de llenado / filling system
1	12232069	CORTINA EXTERIOR ARRASTRE	COMPLETE EXTERIOR CURTAIN	2	2	2	2	2	2										cortinas / curtains
2	12232160	CORTINA INTERIOR COMPLETA	COMPLETE INNER CURTAIN	1	1	1	1	1	1										cortinas / curtains
4	12025161	ELECTROVÁLVULA 230V AC 50/60Hz 1vía	ELECTROVALVE 230V AC 50/60Hz 1way	1	1	-	1	1	-										conjunto calderín / heater assembly
6	12023830	TERMOSTATO SEGURIDAD 125ºC	SAFETY THERMOSTAT 125ºC	1	1	-	1	1	-										conjunto calderín / heater assembly
7	12134992	TERMOSTATO TECASA 85ºC	TECASA THERMOSTAT 85ºC	1	1	-	1	1	-										conjunto calderín / heater assembly
9	12010040	JUNTA TÓRICA 67.18x56.52x5.3	O-RING 67.18x56.52x5.3	3	3	-	3	3	-										conjunto calderín / heater assembly
10	12024214	RESISTENCIA COMPLETA 230V	COMPLETE RESISTOR 230V	3	2	-	3	2	-										conjunto calderín / heater assembly
11	12166156	CONJUNTO SONDA 10KOhmio NTC UL	PROBE ASSEMBLY 10KOhm NTC UL	1	1	-	1	1	-										conjunto calderín / heater assembly
17	12168825	REGULADOR DE PRESIÓN 0.5-6bar	PRESSURE REGULATOR 0.5-6bar	1	1	-	1	1	-										conjunto calderín / heater assembly
9	12167529	VARIADOR FRECUENCIA CCO-180 CONF.	FRECUENCY VARIATOR CCO-180 CONF.	1	1	1	1	1	1										conjunto cuadro eléctrico / electric board assembly
22	12165870	TERM. DIGITAL EVCO + SOFT. CALDERÍN	DIGITAL EVCO TERM. + HEATER SOFTWARE	1	1	-	1	1	-										conjunto cuadro eléctrico / electric board assembly
23	12165943	TERM. DIGITAL EVCO + SOFT. TANQUE	DIGITAL EVCO TERM. + TANK SOFTWARE	1	1	1	1	1	1										conjunto cuadro eléctrico / electric board assembly
33	12165947	RELÉ PROG.230V AC 50/60Hz 8A 8vía	PROG. RELAY 230V AC 50/60Hz 8A 8way	1	1	1	1	1	1										conjunto cuadro eléctrico / electric board assembly
39	12024152	FUSIBLE 10A	FUSE 10A	2	2	2	2	2	2										conjunto cuadro eléctrico / electric board assembly
3D	12164266	REGULADOR CAUDAL 2-8 L/min 3/4"	FLOW REGULATOR 2-8 L/min 3/4"	-	-	1	-	-	1										conjunto sistema eco / eco system assembly
4	12023429	MOTOBOMBA 230V AC 1N 50/60Hz 280Kw	PUMP 230V AC 1N 50/60Hz 280Kw	-	-	1	-	-	1										conjunto sistema eco / eco system assembly
12	12010203	ARANDELA 31x21x1.5	RETAINER 31x21x1.5	-	-	4	-	-	4										conjunto sistema eco / eco system assembly

APARATO / APPLIANCE	LAVAVAJILLAS / DISHWASHER	ZONA / ZONE	RECOMENDADOS / RECOMMENDED

ITEM	CODIGO REFERENCE	DENOMINACIÓN	DENOMINATION	CCO-180 CW 230V	CCO-180 HW 230V	CCO-180 ECO 230V	CCO-180 CW 400V	CCO-180 HW 400V	CCO-180 ECO 400V								ELIMINADO ELIMINATED	INTRODUCIDO INTRODUCED	ZONA / ZONE
3	12024307	GUIAS DE DESLIZAMIENTO	SLIDING GUIDES	2	2	2	2	2	2										conjunto túnel de entrada / entrance tunnel assembly
5	12003701	CORTINA INTERIOR COMPACTO	COMPACT INNER CURTAIN	1	1	1	1	1	1								01/05/19		conjunto túnel de entrada / entrance tunnel assembly
5	12232160	CORTINA INTERIOR ARRASTRE	COMPACT INNER CURTAIN	1	1	1	1	1	1									01/05/19	conjunto túnel de entrada / entrance tunnel assembly

ESQUEMAS Y LEYENDAS / SCHEMES & LEGENDS

Despiece técnico CCO-180 / Spare Parts CCO-180

FAGOR

FAGOR INDUSTRIAL

MODULAR 1

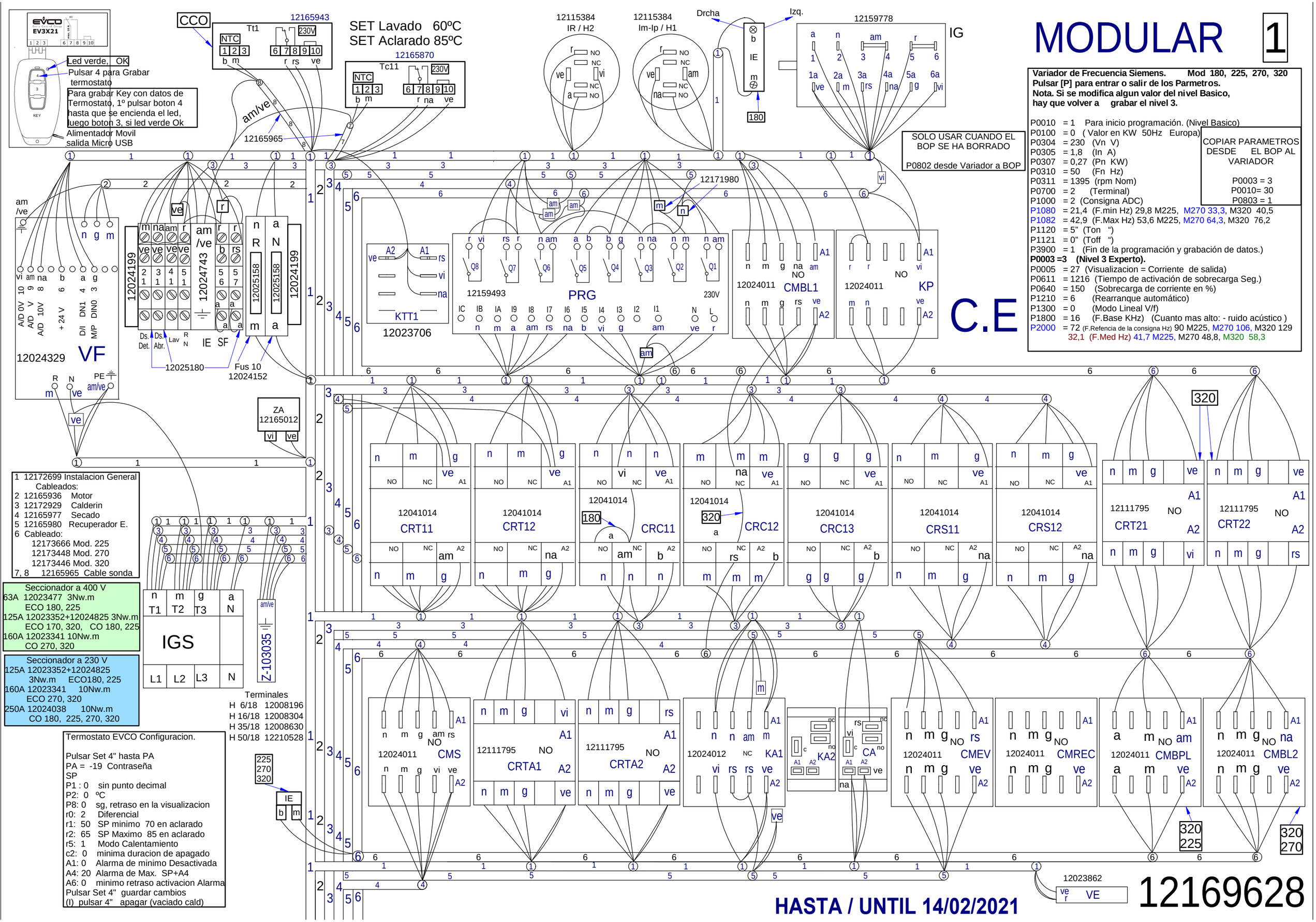

Variador de Frecuencia Siemens. Mod 180, 225, 270, 320
Pulsar [P] para entrar o salir de los Parmetros.
Nota. Si se modifica algun valor del nivel Basico, hay que volver a grabar el nivel 3.

P0010 = 1 Para inicio programación. (Nivel Basico)
P0100 = 0 (Valor en KW 50Hz Europa)
P0304 = 230 (Vn V)
P0305 = 1,8 (In A)
P0307 = 0,27 (Pn KW)
P0310 = 50 (Fn Hz)
P0311 = 1395 (rpm Nom)
P0700 = 2 (Terminal)
P1000 = 2 (Consigna ADC)
P1080 = 21,4 (F.min Hz) 29,8 M225, M270 33,3, M320 40,5
P1082 = 42,9 (F.Max Hz) 53,6 M225, M270 64,3, M320 76,2
P1120 = 5" (Ton ")
P1121 = 0" (Toff ")
P3900 = 1 (Fin de la programación y grabación de datos.)
P0003 =3 (Nivel 3 Experto).
P0005 = 27 (Visualizacion = Corriente de salida)
P0611 = 1216 (Tiempo de activación de sobrecarga Seg.)
P0640 = 150 (Sobrecarga de corriente en %)
P1210 = 6 (Rearranque automático)
P1300 = 0 (Modo Lineal V/f)
P1800 = 16 (F.Base KHz) (Cuanto mas alto: - ruido acústico)
P2000 = 72 (F.Refencia de la consigna Hz) 90 M225, M270 106, M320 129
32,1 (F.Med Hz) 41,7 M225, M270 48,8, M320 58,3

COPIAR PARAMETROS DESDE EL BOP AL VARIADOR
P0003 = 3
P0010= 30
P0803 = 1

Termostato EVCO Configuracion.

Pulsar Set 4" hasta PA
PA = -19 Contraseña
SP
P1 : 0 sin punto decimal
P2: 0 ºC
P8: 0 sg, retraso en la visualizacion
r0: 2 Diferencial
r1: 50 SP minimo 70 en aclarado
r2: 65 SP Maximo 85 en aclarado
r5: 1 Modo Calentamiento
c2: 0 minima duracion de apagado
A1: 0 Alarma de minimo Desactivada
A4: 20 Alarma de Max. SP+A4
A6: 0 minimo retraso activacion Alarma
Pulsar Set 4" guardar cambios
(I) pulsar 4" apagar (vaciado cald)

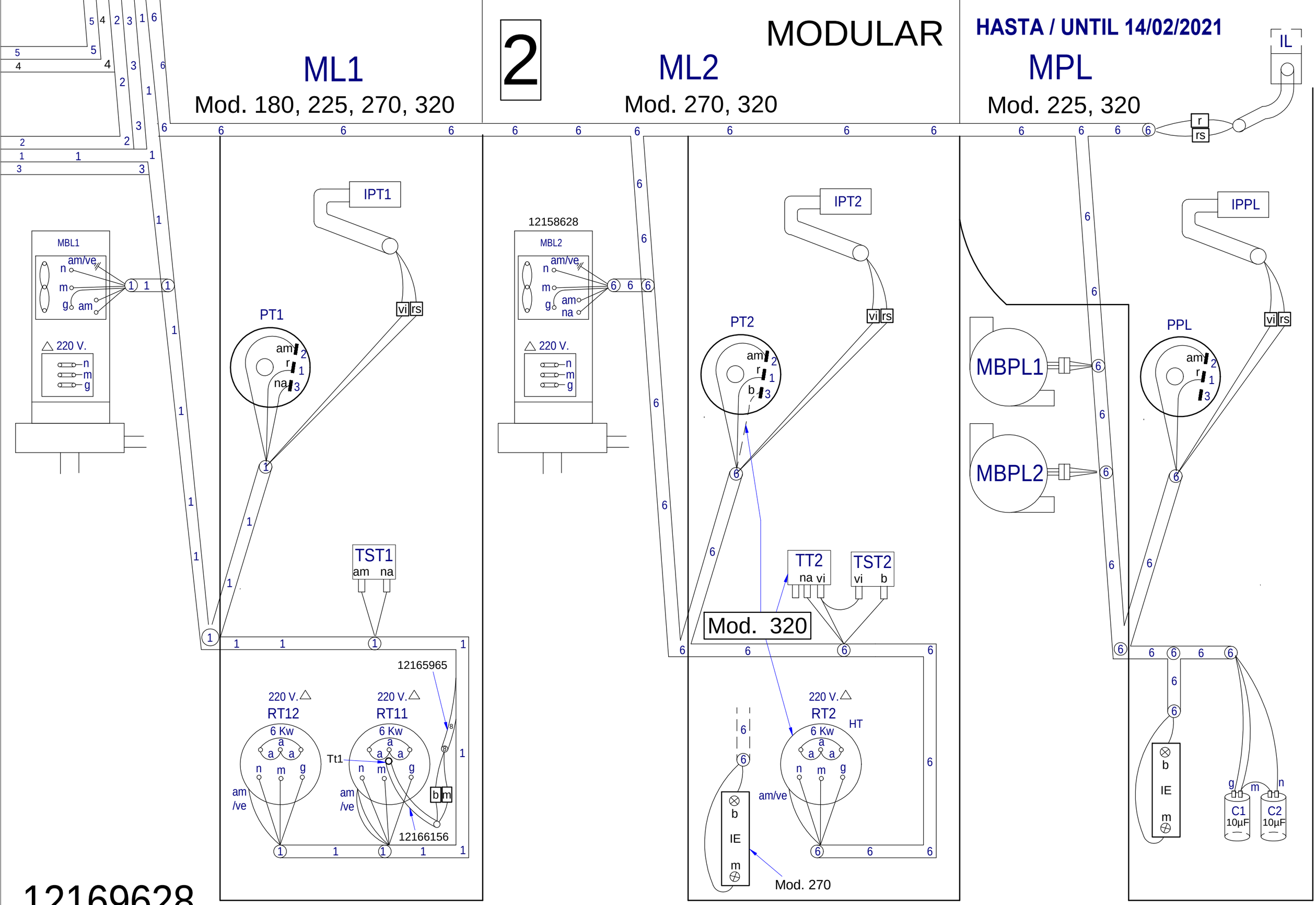
MODULAR
2
HASTA / UNTIL 14/02/2021
ML1
Mod. 180, 225, 270, 320
ML2
Mod. 270, 320
MPL
Mod. 225, 320
IL
r
rs
MBL1
am/ve
n
m
g
am
220 V.
IPT1
PT1
vi
rs
am
r
na
TST1
am
na
12158628
MBL2
am/ve
n
m
g
am
na
220 V.
IPT2
PT2
vi
rs
am
r
b
TT2
na vi
TST2
vi
b
Mod. 320
IPPL
PPL
vi
rs
am
r
MBPL1
MBPL2
12165965
220 V.
RT12
6 Kw
a
a
a
n
m
g
am
/ve
220 V.
RT11
6 Kw
a
a
a
Tt1
n
m
g
am
/ve
b
m
12166156
220 V.
RT2
HT
6 Kw
a
a
a
n
m
g
am/ve
b
IE
m
Mod. 270
b
IE
m
g
m
n
C1
10µF
C2
10µF

12169628

3

HASTA / UNTIL 14/02/2021

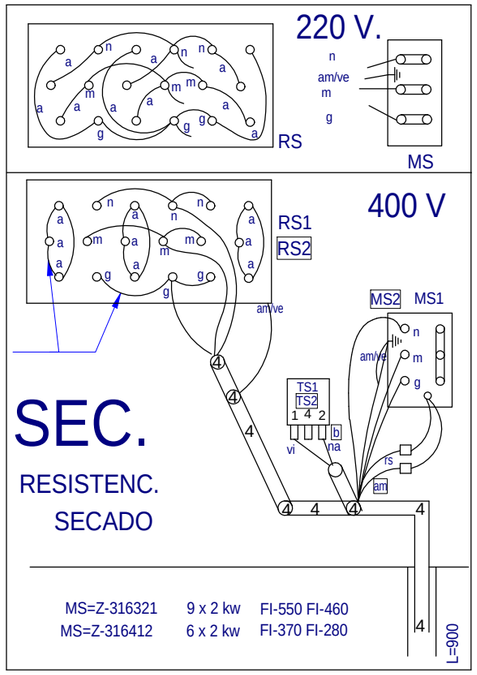

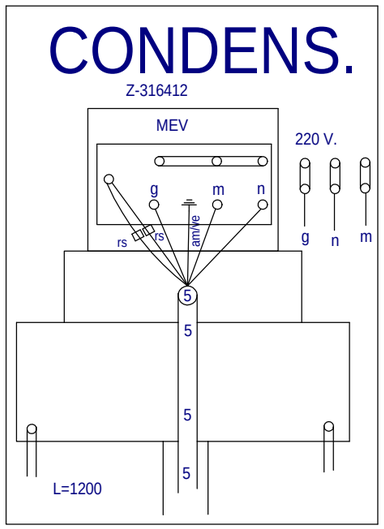

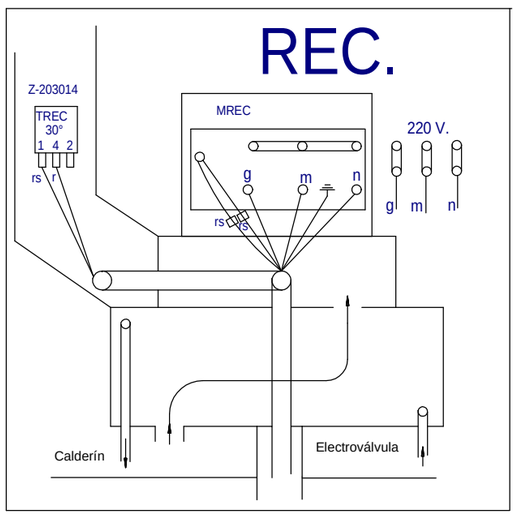

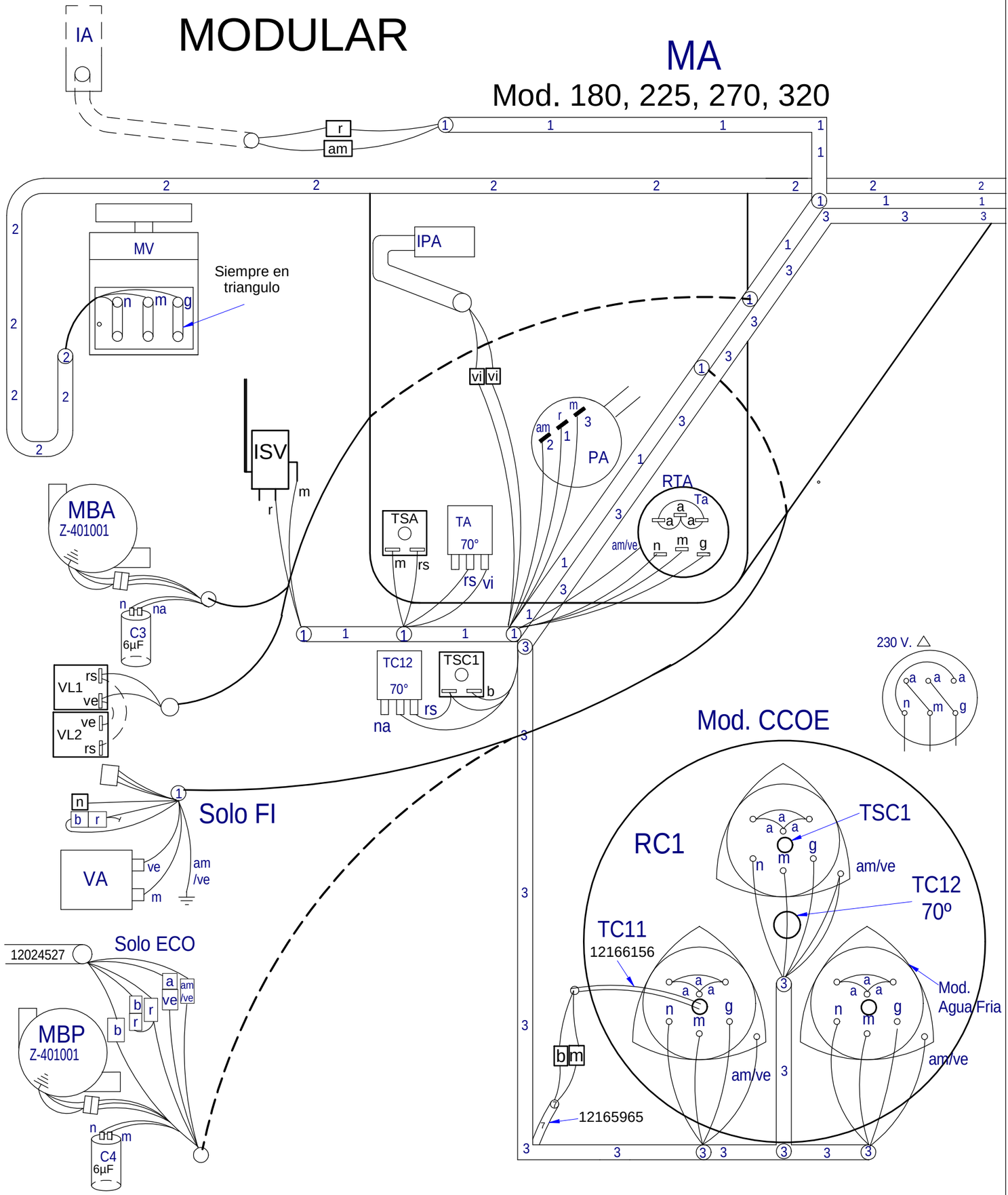

12169628

MODULAR

REV 01 ENE 2021

1

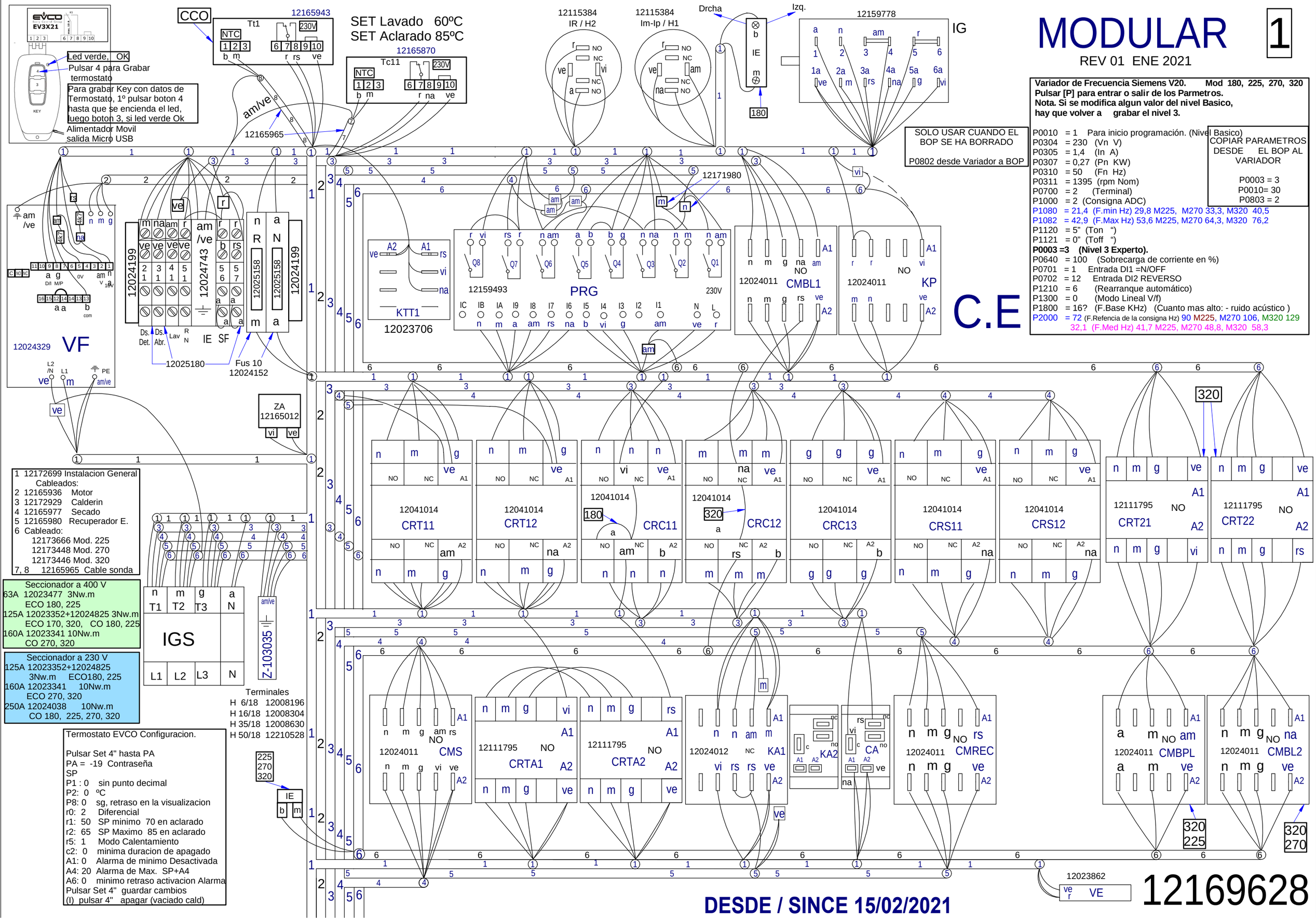

Variador de Frecuencia Siemens V20. Mod 180, 225, 270, 320
Pulsar [P] para entrar o salir de los Parmetros.
Nota. Si se modifica algun valor del nivel Basico, hay que volver a grabar el nivel 3.

P0010 = 1 Para inicio programación. (Nivel Basico)
P0304 = 230 (Vn V)
P0305 = 1,4 (In A)
P0307 = 0,27 (Pn KW)
P0310 = 50 (Fn Hz)
P0311 = 1395 (rpm Nom)
P0700 = 2 (Terminal)
P1000 = 2 (Consigna ADC)
P1080 = 21,4 (F.min Hz) 29,8 M225, M270 33,3, M320 40,5
P1082 = 42,9 (F.Max Hz) 53,6 M225, M270 64,3, M320 76,2
P1120 = 5" (Ton ")
P1121 = 0" (Toff ")
P0003 =3 (Nivel 3 Experto).
P0640 = 100 (Sobrecarga de corriente en %)
P0701 = 1 Entrada DI1 =N/OFF
P0702 = 12 Entrada DI2 REVERSO
P1210 = 6 (Rearranque automático)
P1300 = 0 (Modo Lineal V/f)
P1800 = 16? (F.Base KHz) (Cuanto mas alto: - ruido acústico)
P2000 = 72 (F.Refencia de la consigna Hz) 90 M225, M270 106, M320 129
32,1 (F.Med Hz) 41,7 M225, M270 48,8, M320 58,3

COPIAR PARAMETROS DESDE EL BOP AL VARIADOR

P0003 = 3
P0010= 30
P0803 = 2

1 12172699 Instalacion General
Cableados:
2 12165936 Motor
3 12172929 Calderin
4 12165977 Secado
5 12165980 Recuperador E.
6 Cableado:
12173666 Mod. 225
12173448 Mod. 270
12173446 Mod. 320
7, 8 12165965 Cable sonda

Seccionador a 400 V
63A 12023477 3Nw.m
ECO 180, 225
125A 12023352+12024825 3Nw.m
ECO 170, 320, CO 180, 225
160A 12023341 10Nw.m
CO 270, 320

Seccionador a 230 V
125A 12023352+12024825
3Nw.m ECO180, 225
160A 12023341 10Nw.m
ECO 270, 320
250A 12024038 10Nw.m
CO 180, 225, 270, 320

Terminales
H 6/18 12008196
H 16/18 12008304
H 35/18 12008630
H 50/18 12210528

Termostato EVCO Configuracion.

Pulsar Set 4" hasta PA
PA = -19 Contraseña
SP
P1 : 0 sin punto decimal
P2: 0 ºC
P8: 0 sg, retraso en la visualizacion
r0: 2 Diferencial
r1: 50 SP minimo 70 en aclarado
r2: 65 SP Maximo 85 en aclarado
r5: 1 Modo Calentamiento
c2: 0 minima duracion de apagado
A1: 0 Alarma de minimo Desactivada
A4: 20 Alarma de Max. SP+A4
A6: 0 minimo retraso activacion Alarma
Pulsar Set 4" guardar cambios
(I) pulsar 4" apagar (vaciado cald)

DESDE / SINCE 15/02/2021

MODULAR

2

ML1
Mod. 180, 225, 270, 320

ML2
Mod. 270, 320

MPL
Mod. 225, 320

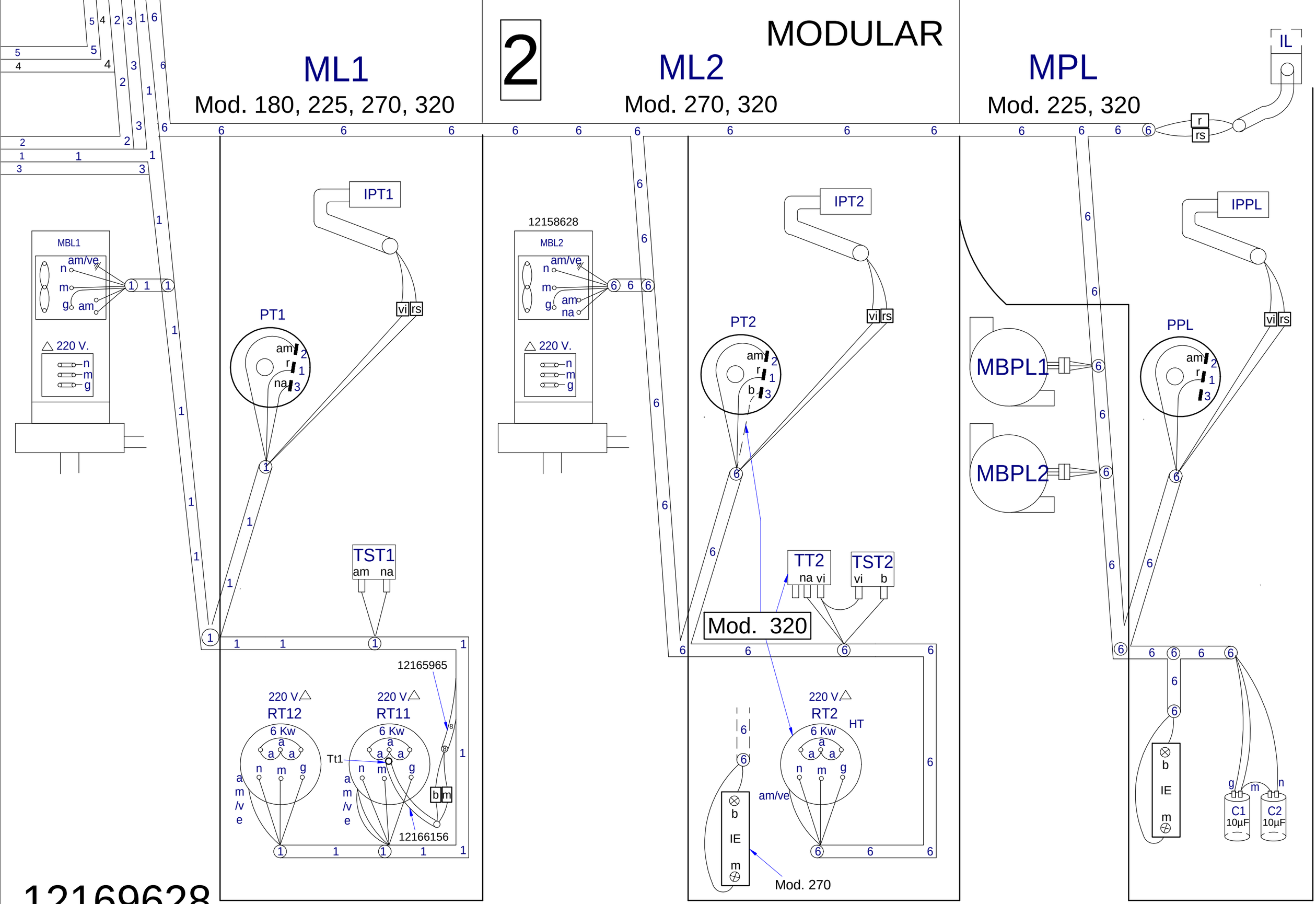

12169628

DESDE / SINCE 15/02/2021

3

MODULAR

MA

Mod. 180, 225, 270, 320

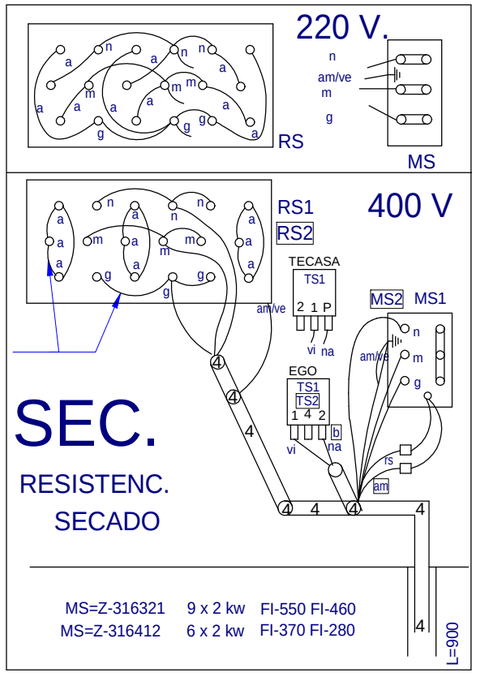

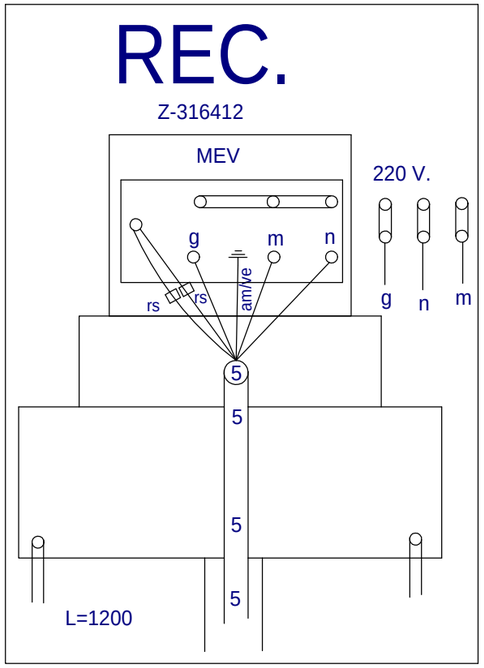

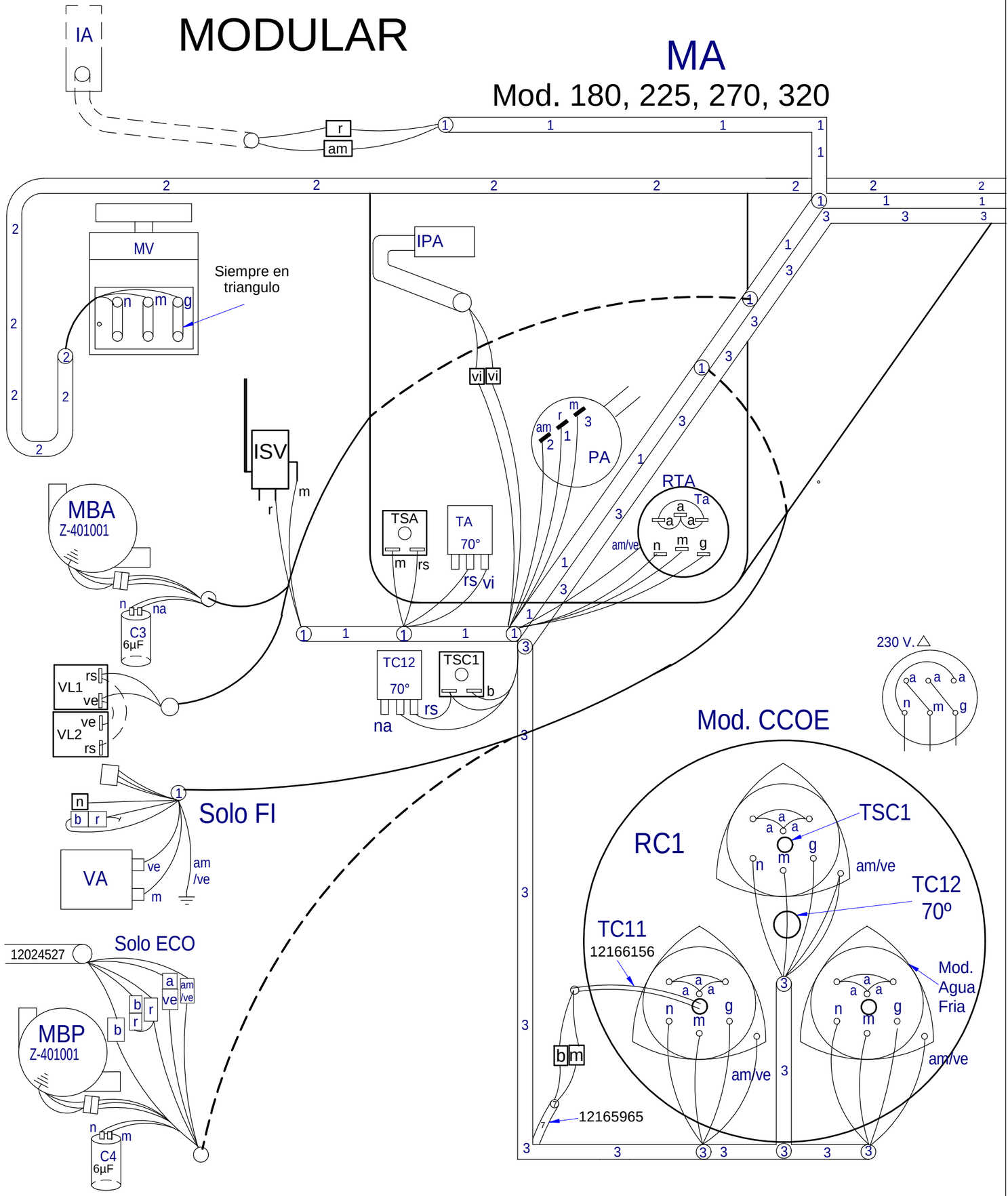

DESDE / SINCE 15/02/2021

12169628

ELEC: CCO-120_160_180_225_270_320 GAS: CCO-120_160_180_225_270_320 ECO

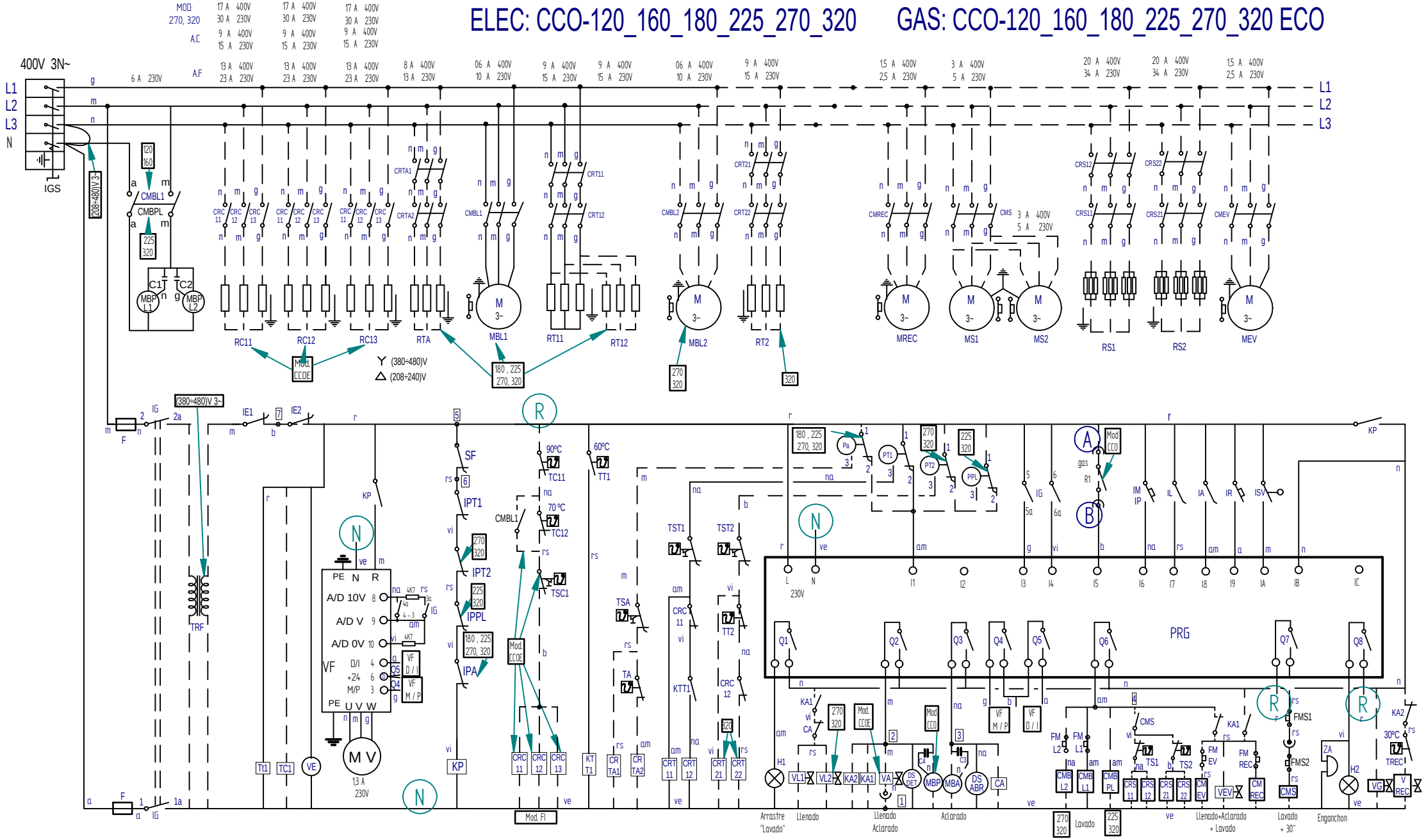

IG	1 1a	2 2a	3 3a	4 4a	5 5a	6 6a
0						
V_1	X	X				
V_2	X	X	X		X	
V_3	X	X		X		X

COLOR		ESPAÑOL	FRANÇAIS	ENGLISH
		COLOR	*COULEUR*	*COLOUR*
a	=	Azul	Bleu	Blue
am	=	Amarillo	Jaune	Yellow
am/ve	=	Amarillo/verde	Jaune / vert	Yellow / green
b	=	Blanco	Blanc	White
g	=	Gris	Gris	Grey
m	=	Marrón	Marron	Brown

COLOR		ESPAÑOL	FRANÇAIS	ENGLISH
		COLOR	*COULEUR*	*COLOUR*
n	=	Negro	Noir	Black
na	=	Naranja	Orange	Orange
r	=	Rojo	Rouge	Red
rs	=	Rosa	Rose	Pink
ve	=	Verde	Vert	Green
vi	=	Violeta	Violet	Purple

12166429

HASTA / UNTIL
14/02/2021

MODULAR CCO 180, 225, 270, 320

ELECTRICO

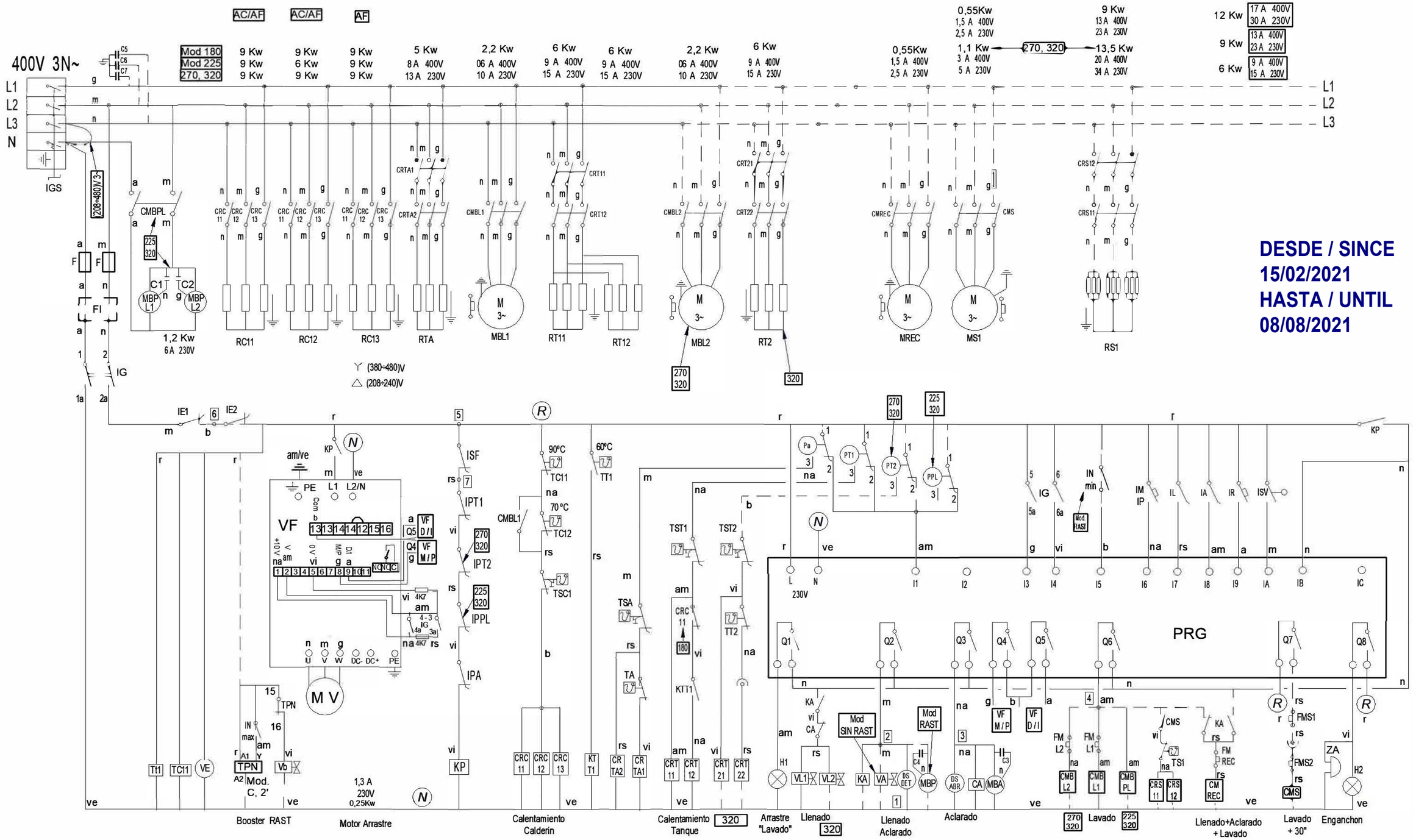

12264496

IG	1 1a	2 2a	3 — 3a	4 4a	5 — 5a	6 6a
0						
V_1	X	X				
V_2	X	X	X		X	
V_3	X	X		X		X

0
V_3 — V_1
V_2

COLOR	ESPAÑOL COLOR	FRANÇAIS COULEUR	ENGLISH COLOUR
a =	Azul	Bleu	Blue
am =	Amarillo	Jaune	Yellow
am/ve =	Amarillo/verde	Jaune / vert	Yellow / green
b =	Blanco	Blanc	White
g =	Gris	Gris	Grey
m =	Marrón	Marron	Brown

COLOR	ESPAÑOL COLOR	FRANÇAIS COULEUR	ENGLISH COLOUR
n =	Negro	Noir	Black
na =	Naranja	Orange	Orange
r =	Rojo	Rouge	Red
rs =	Rosa	Rose	Pink
ve =	Verde	Vert	Green
vi =	Violeta	Violet	Purple

CCO 120, 160, 180, 225, 270, 320, MARINE

ELECTRICO

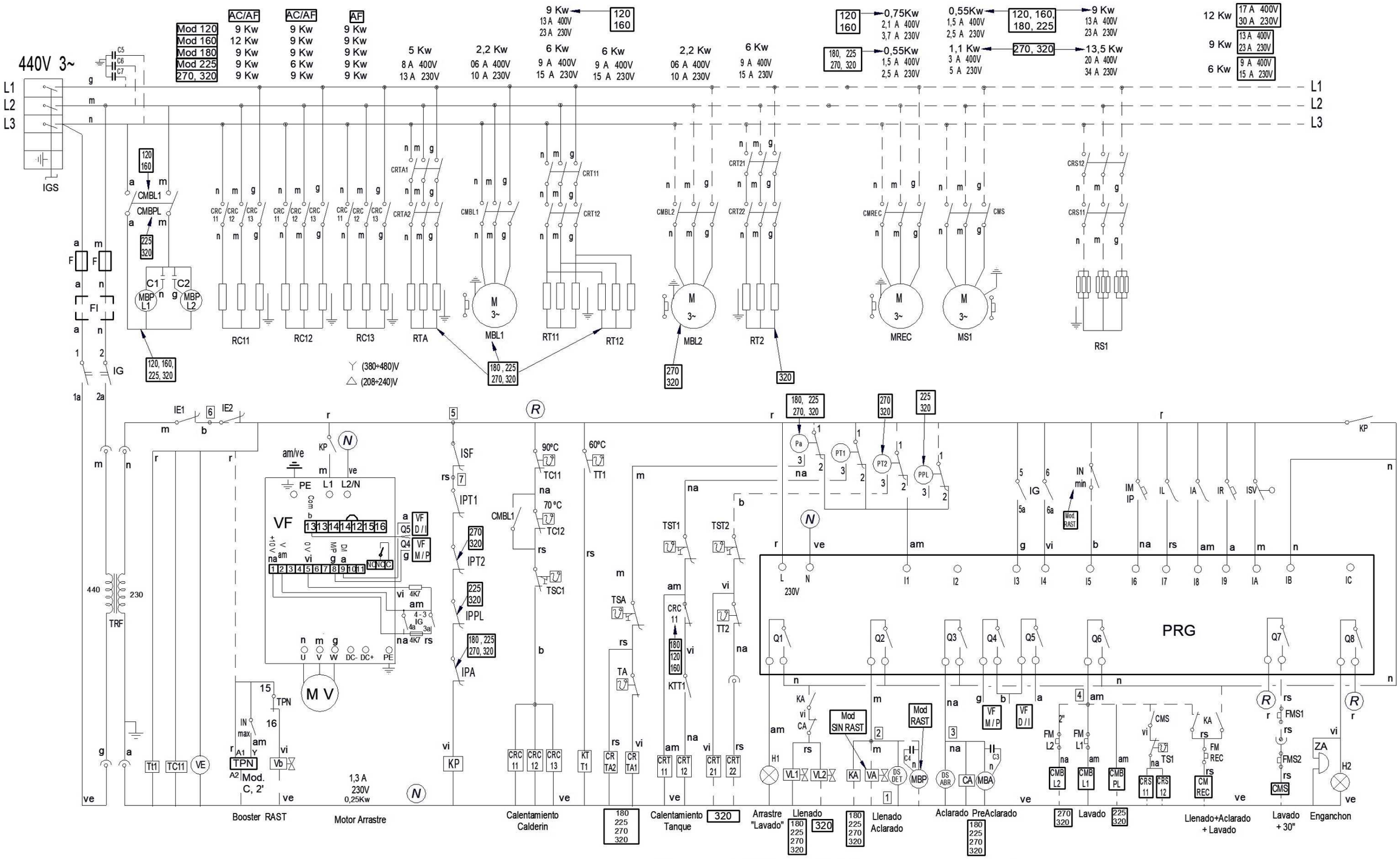

IG	1 1a	2 2a	3 3a	4 4a	5 5a	6 6a
0						
V_1	X	X				
V_2	X	X	X		X	
V_3	X	X		X		X

COLOR		ESPAÑOL	FRANÇAIS	ENGLISH
		COLOR	*COULEUR*	*COLOUR*
a	=	Azul	Bleu	Blue
am	=	Amarillo	Jaune	Yellow
am/ve	=	Amarillo/verde	Jaune / vert	Yellow / green
b	=	Blanco	Blanc	White
g	=	Gris	Gris	Grey
m	=	Marrón	Marron	Brown

COLOR		ESPAÑOL	FRANÇAIS	ENGLISH
		COLOR	*COULEUR*	*COLOUR*
n	=	Negro	Noir	Black
na	=	Naranja	Orange	Orange
r	=	Rojo	Rouge	Red
rs	=	Rosa	Rose	Pink
ve	=	Verde	Vert	Green
vi	=	Violeta	Violet	Purple

12264499

REV 01 ENE-2021

CCO 120, 160, 180, 225, 270, 320, ECO

GAS

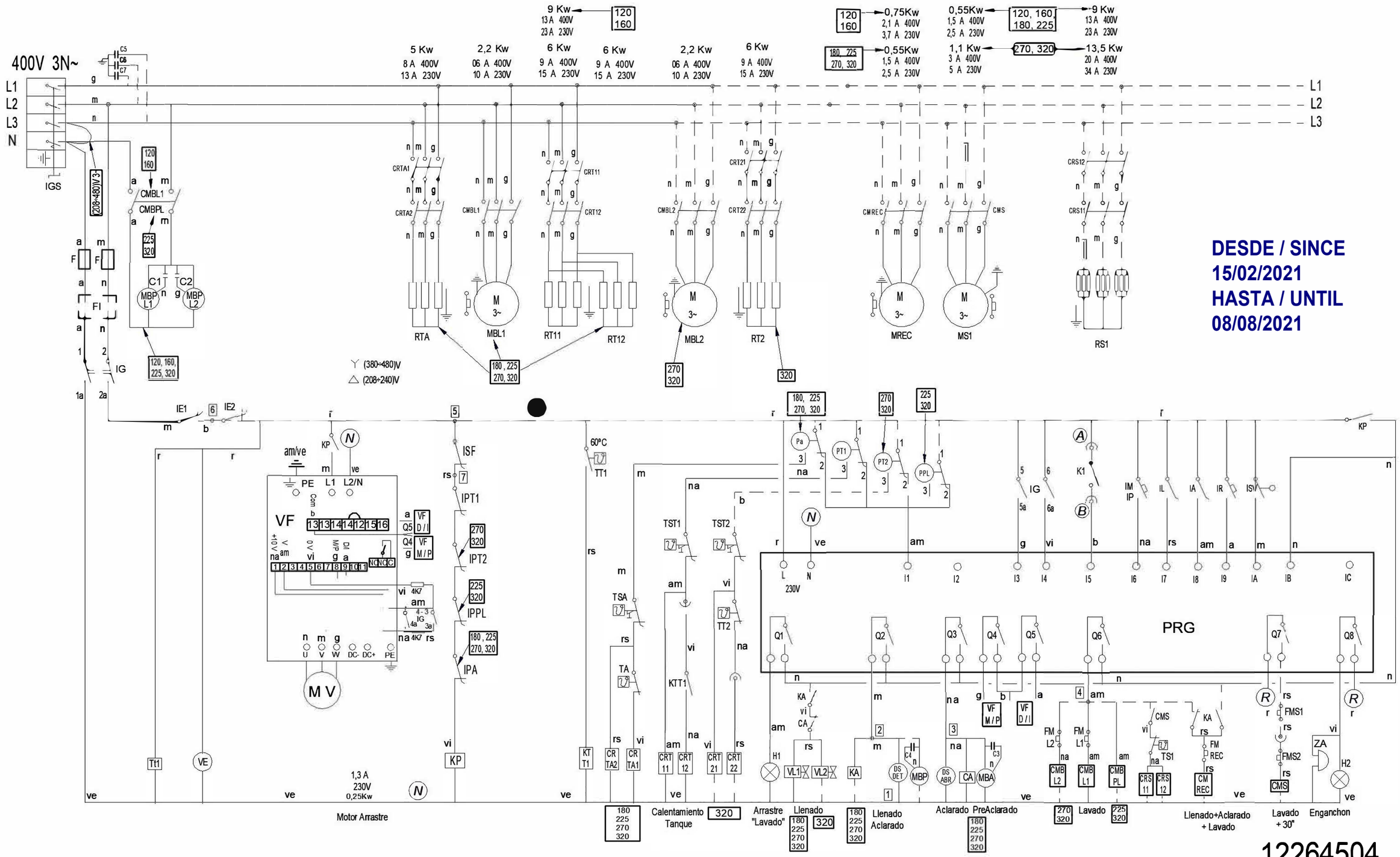

DESDE / SINCE
15/02/2021
HASTA / UNTIL
08/08/2021

12264504

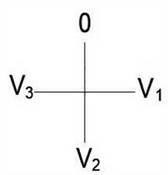

IG	1 1a	2 2a	3 3a	4 4a	5 5a	6 6a
0						
V1	X	X				
V2	X	X	X		X	
V3	X	X		X		X

COLOR		ESPAÑOL	FRANÇAIS	ENGLISH
		COLOR	*COULEUR*	*COLOUR*
a	=	Azul	Bleu	Blue
am	=	Amarillo	Jaune	Yellow
am/ve	=	Amarillo/verde	Jaune / vert	Yellow / green
b	=	Blanco	Blanc	White
g	=	Gris	Gris	Grey
m	=	Marrón	Marron	Brown

COLOR		ESPAÑOL	FRANÇAIS	ENGLISH
		COLOR	*COULEUR*	*COLOUR*
n	=	Negro	Noir	Black
na	=	Naranja	Orange	Orange
r	=	Rojo	Rouge	Red
rs	=	Rosa	Rose	Pink
ve	=	Verde	Vert	Green
vi	=	Violeta	Violet	Purple

MODULAR CCO 180, 225, 270, 320

ELECTRICO

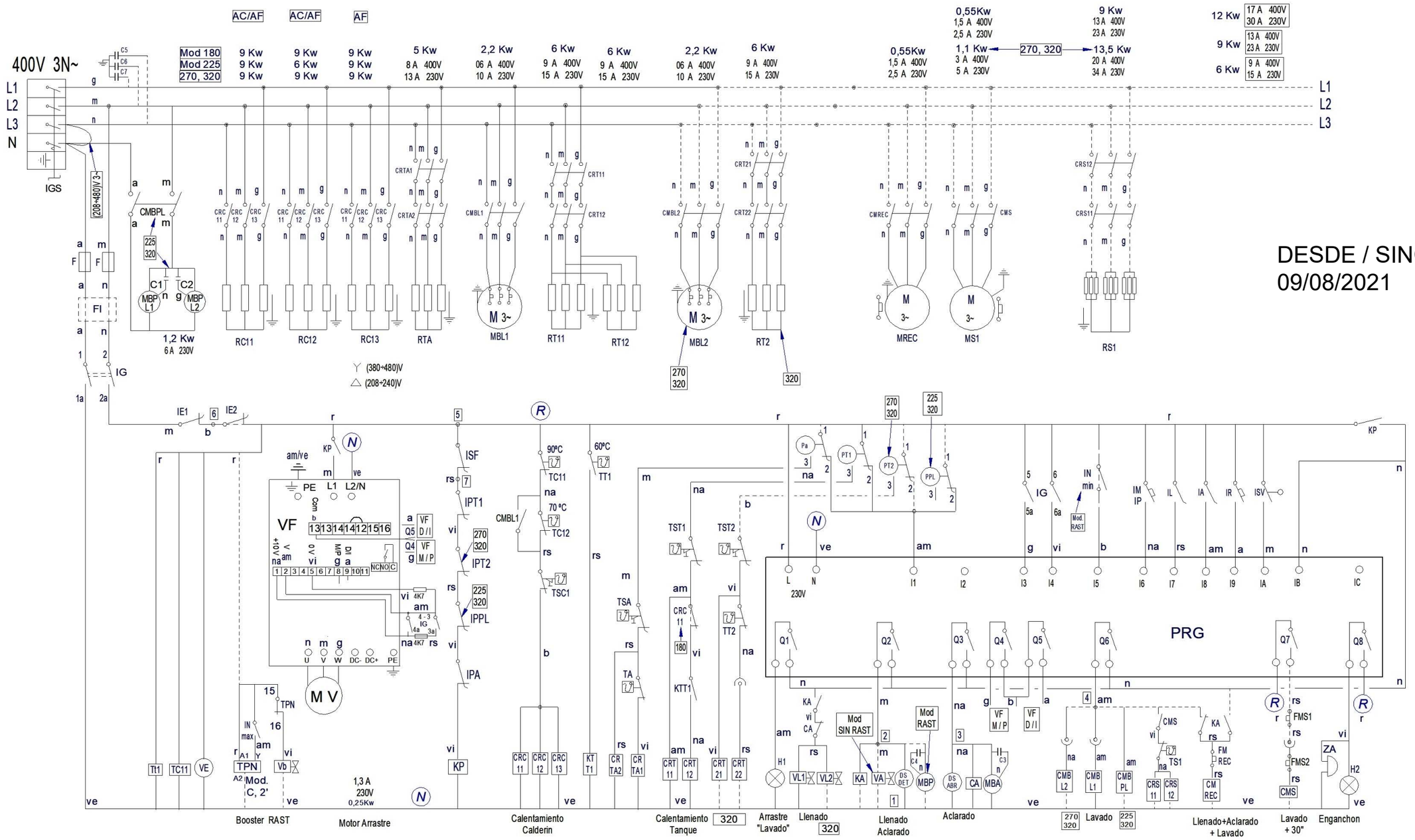

DESDE / SINCE
09/08/2021

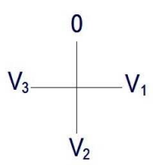

IG	1 1a	2 2a	3 — 4 3a	4a	5 — 6 5a	6a
0						
V1	X	X				
V2	X	X	X		X	
V3	X	X		X		X

COLOR		ESPAÑOL COLOR	FRANÇAIS COULEUR	ENGLISH COLOUR
a	=	Azul	Bleu	Blue
am	=	Amarillo	Jaune	Yellow
am/ve	=	Amarillo/verde	Jaune / vert	Yellow / green
b	=	Blanco	Blanc	White
g	=	Gris	Gris	Grey
m	=	Marrón	Marron	Brown

COLOR		ESPAÑOL COLOR	FRANÇAIS COULEUR	ENGLISH COLOUR
n	=	Negro	Noir	Black
na	=	Naranja	Orange	Orange
r	=	Rojo	Rouge	Red
rs	=	Rosa	Rose	Pink
ve	=	Verde	Vert	Green
vi	=	Violeta	Violet	Purple

12264496

REV 02 Jun-2022

DESIGNED BY	M.MAILLO	12264496	REVISION		Esquema electrico LVJ Arrastre Modul A3	A3	12264496	DESING CENTER: ONA	ISO 2768-1
PROPOSED BY:	R.VILLAR				TITLE		CODE	MAT STATUS:	SHEET FORMAT: A4
VALIDATED BY	B.OTXOA				Modificar Bomba Lavado		LVJ ARRASTRE	DOC STATUS:	SHEET: 1 / 2
DATE	14.06.2022				ISSUE DATE:			TREATMENT	SCALE: 1:1

CCO 120, 160, 180, 225, 270, 320, ECO GAS

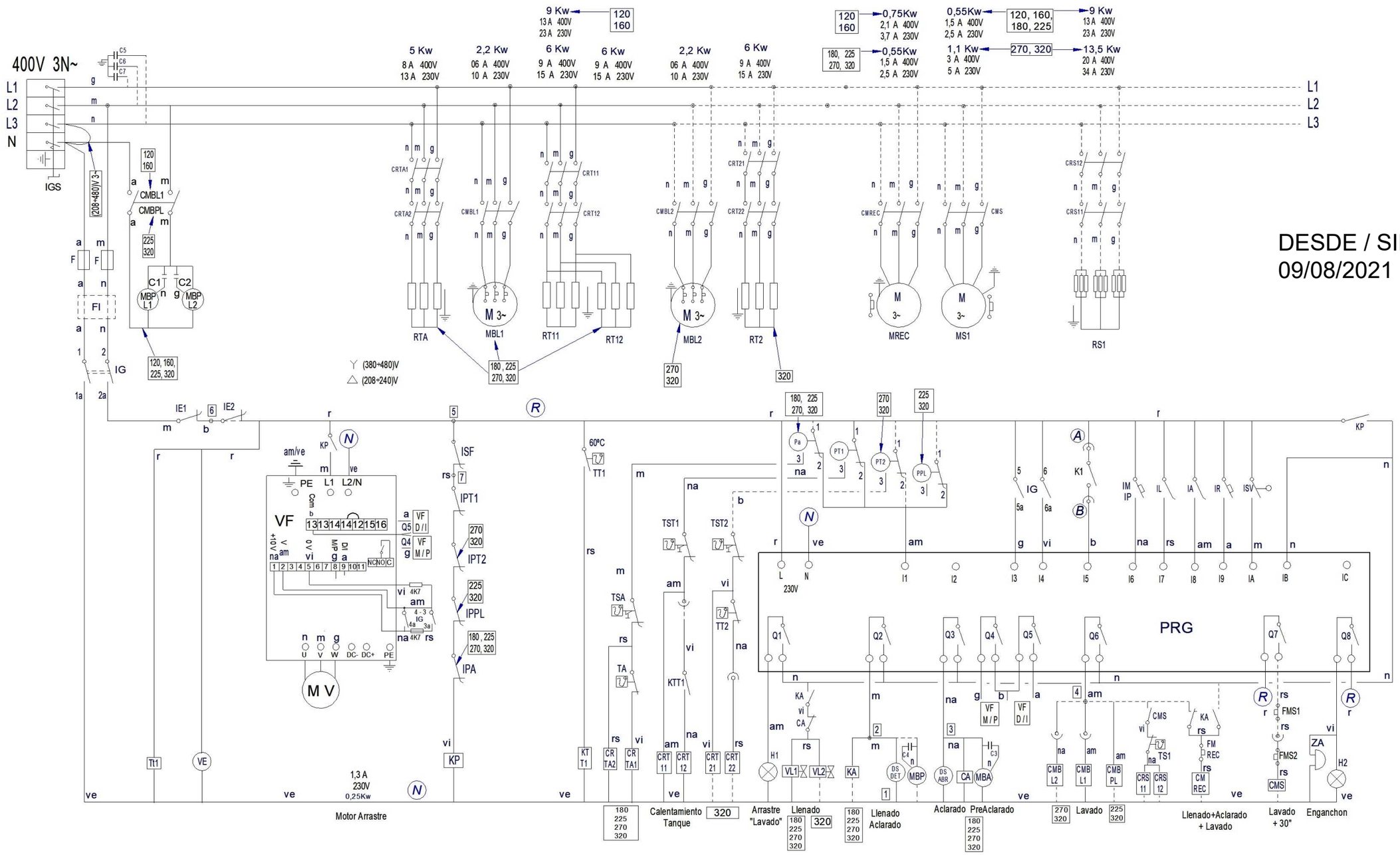

DESDE / SINCE
09/08/2021

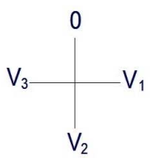

IG	1 1a	2 2a	3 — 3a	4 4a	5 — 5a	6 6a
0						
V_1	X	X				
V_2	X	X	X		X	
V_3	X	X		X		X

COLOR		ESPAÑOL *COLOR*	FRANÇAIS *COULEUR*	ENGLISH *COLOUR*
a	=	Azul	Bleu	Blue
am	=	Amarillo	Jaune	Yellow
am/ve	=	Amarillo/verde	Jaune / vert	Yellow / green
b	=	Blanco	Blanc	White
g	=	Gris	Gris	Grey
m	=	Marrón	Marron	Brown

COLOR		ESPAÑOL *COLOR*	FRANÇAIS *COULEUR*	ENGLISH *COLOUR*
n	=	Negro	Noir	Black
na	=	Naranja	Orange	Orange
r	=	Rojo	Rouge	Red
rs	=	Rosa	Rose	Pink
ve	=	Verde	Vert	Green
vi	=	Violeta	Violet	Purple

12264504

REV 02 Jun-2022

DESIGNED BY	M.MAILLO	12264504	REVISION		Esquema electrico LVJ Arrastre GAS	A3	12264504	DESING CENTER:	ONA		ISO 2768-1
PROPOSED BY:	R.VILLAR				TITLE		CODE	MAT STATUS:			SHEET FORMAT: A4
VALIDATED BY	B.OTXOA				Modificar Bomba Lavado		LVJ ARRASTRE	DOC STATUS:			SHEET: 1 / 2
DATE	14.06.2022				ISSUE DATE:			TREATMENT			SCALE: 1:1

Simb / LENG		ESPAÑOL	ENGLISH	FRANÇAIS
A,B (CCO)	=	Puntos de conexión con K1	Connection points with K1	Points de connexion K1
C1,2,3,4, 5, 6, 7	=	Condensador electrico	Electric condenser	Condensateur électrique
CA	=	Rele Auxiliar de Aclarado	Rinse Auxiliary Relay	Relais auxiliaire rinçage
CMBL1,2	=	Contactor Bomba lavado 1,2	Wash 1,2 Pump Contactor	Contacteur pompe lavage 1.2
CMBPL	=	Contactor Bomba PreLavado	Prewash Pump Contactor	Contacteur Pompe prélavage
CMEV	=	Contactor Motor Extractor de Vahos	Steam Exhaust Motor Contactor	Contacteur Moteur Extraction vapeur
CMS	=	Contactor Motor Secado	Drying Motor Contactor	Contacteur moteur Séchage
CMREC	=	Contactor Motor Recuperador	Contactor Motor Recover	Contacteur moteur Recuperateur
CRC11,12,13	=	Contactor Calentamiento Calderin	Boiler Heating Contactor	Contacteur Chauffage Chaudière
CRS11,12	=	Contactor Calentamiento Secado 1	Drying 1 Heating Contactor	Contacteur chauffage séchage 1
CRTA1,2	=	Contactor Calentamiento Aclarado	Rinse heating Contactor	Contacteur chauffage Rinçage
CRT11,12	=	Contactor Calentamiento Tanque 1	Tank 1 Heating Contactor	Contacteur Chauffage Cuve 1
CRT21,22	=	Contactor Calentamiento Tanque 2	Tank 2 Heating Contactor	Contacteur Chauffage Cuve 2
DS.ABR	=	Dosificador Abrillantador	Rinse doser	Doseur tensoactive
DS.DET	=	Dosificador Detergente	Detergent doser	Doseur détergent
F	=	Fusible	Fuse	Fusible
FI	=	Filtro de Interferencias.	Interference filter	Filtre Anti-parasites
FMEV	=	Termico Motor Extractor	Steam Exhaust Motor Thermal Overload	Thermique Moteur Extraction vapeur
FML1,2	=	Termico Motor Bomba Lavado1,2	Wash 1,2 Pump Motor Thermal Overload	Thermique Moteur pompe lavage 1.2
FMS1	=	Termico Motor Secado 1	Drying Motor Thermal Overload	Thermique du Moteur Séchage
FMREC	=	Termico Motor Recuperador	Recover Motor Thermal Overload	Thermique du Moteur Recuperateur
H1	=	Lampara Indicador Marcha	Operation light	Voyant de fonctionnement
H2	=	Lampara Indicador Atorado	Stuck Indicator Lamp	Voyant Bloqués
IA	=	Interruptor Accionamiento Aclarado	Rinsing actuator Switch	Interrupteur d'actionneur de rinçage
IE1,2	=	Pulsador Parada de emergencia 1,2	Emergency 1,2 stop push button	Bouton-poussoir Arrêt d'urgence 1,2
IG	=	Interruptor general.	Power On	Interrupteur général
IGS	=	Interruptor General de seguridad.	Disconnect Switch	Interrupteur Général de sécurité
IL	=	Interruptor Accionamiento Lavado	Wash actuator Switch	Interrupteur d'actionneur de lavage
IM / IP	=	Pulsador Marcha / Parada	Start / Stop push button	Bouton de démarrage / arrêt
IN max	=	Interruptor Nivel max	Max level switch	Interrupteur de niveau max
IN min	=	Interruptor Nivel min	Min level switch	Interrupteur de niveau minimum
IPA	=	Interruptor Puerta Lavado	Washer Door Switch	Interrupteur de porte de lavage
IPPL	=	Interruptor Puerta PreLavado	Prewash Door Switch	Interrupteur de porte prélavage
IPT1,2	=	Interruptor Puerta Tanque 1,2	Tank 1.2 Door Switch	Interrupteur de porte cuve 1.2
IR	=	Interruptor Retroceso Desenganche	Reverse stuck Switch	Interrupteur marche arrière à la blocage
ISF	=	Interruptor Fin recorrido	Safety end Switch	Interrupteur fin de coourse
ISV	=	Interruptor Seguridad Enganchon	Overload stuck Switch	Interrupteur marche à la blocage
KA	=	Rele Auxiliar Llenado y Aclarado	Fill and Rinse, Auxiliary Relay	Relais auxiliaire remplissage et rinçage
KP	=	Rele de Puerta	Door Relay	Relais de porte
KTT1	=	Rele Auxiliar Termostato Tanque1	Auxiliary Relay Tank Thermostat1	Thermostat Relais auxiliaire cuve 1
K1	=	Rele Auxiliar Generador Agua Caliente	Auxiliary Relay Hot Water Generator	Générateur auxiliaire Relais eau chaude
MBA	=	Moto Bomba Aclarado	Pump Rinsing	Pompe Rinçage
MBL1,2	=	Moto Bomba Lavado1,2	Washed Pump 1,2	Pompe de lavage 1,2
MBP	=	Moto Bomba Llenado	Filling Pump	Pompe de remplissage
MBPL 1,2	=	Moto Bomba PreLavado	Prewash Pump	Pompe à prélavage
MEV	=	Motor Extractor de Vahos	Steam extractor motor	Moteur extracteur vapeur
MREC	=	Motor Recuperador	Motor Recovery	Moteur Récupérateur
MS1,2	=	Motor Secado 1,2	Drying motor 1,2	Moteur de séchage 1,2
MV	=	Motor Arrastre	Advance Motor	Moteur d'entraînement
PA	=	Presostato Aclarado	Rinsed tank Pressure Switch	Pressostat de rinçage
PPL	=	Presostato Prelavado	Prewash tank Pressure Switch	Pressostat de prélavage cuve
PT1	=	Presostato Tanque 1	Washed tank 1 Pressure Switch	Pressostat de lavage cuve 1
PT2	=	Presostato Tanque 2	Washed tank 2 Pressure Switch	Pressostat de lavage cuve 2
PRG	=	Control Electronico	Electronic Control	Contrôle électronique
R,N	=	Puntos conexión 230V	230V connection points	Points de connexion 230V
RC11,12,13	=	Resistencia Calentamiento Calderin	Boiler Element Heating	Resistance Chauffage Chaudière
RS1	=	Resistencia Calentamiento Secado 1	Drying Element Heating	Resistance Chauffage séchage
RTA	=	Resistencia Calentamiento Aclarado	Rinse tank Element Heating	Resistance Chauffage rinçage
RT11,12	=	Resistencia Calentamiento Tanque 1	Washed Tank 1 Element Heating	Resistance Chauffage lavage cuve 1
RT2	=	Resistencia Calentamiento Tanque 2	Washed Tank 2 Element Heating	Resistance Chauffage lavage cuve 2
SF	=	Interruptor Fin recorrido	Safety end Switch	Interrupteur fin de coourse
TA	=	Termostato Aclarado	Rinse Thermostat	Thermostat de rinçage
TC11	=	Termostato Calderin Temperatura Max.	Boiler thermostat Max. temperature	Thermostat Température max. chaudière
TC12	=	Termostato Calderin Temperatura min.	Boiler thermostat min. temperature	Thermostat Température min. chaudière
TPN	=	Temporizador	Timer	Temporisateur
TREC	=	Termostato Recuperador	Recovery Thermostat	Thermostat récupérateur
TRF	=	Transformador	Transformer	Transformateur
TSA	=	Termostato Seguridad Aclarado	Rinse Hi-limit Thermostat	Thermostat Limiteur rinçage
TS1	=	Termostato Secado 1	Drying 1 Thermostat	Thermostat séchage 1
TSC1	=	Termostato Seguridad Calderin 1	Boiler 1 Hi-limit Thermostat	Thermostat Limiteur Chaudière
TST1,2	=	Termostato Seguridad Tanque 1,2	Washed 1,2 Hi-limit Thermostat	Thermostat Limiteur lavage 1, 2
TT1,2	=	Termostato Tanque 1, 2	Washed 1,2 Thermostat	Thermostat lavage 1, 2
VA	=	Electrovalvula Llenado y Aclarado	Filling and Rinse Solenoid Valve	Electrovanne Remplissage et rinçage
VB	=	Electrovalvula Llenado Booster	Booster Filling Solenoid Valve	Électrovanne remplissage booster
VE	=	Ventilador Cuadro Electrico	Fan	Ventilateur
VEV	=	Electrovalvula Extractor de Vahos	Steam extractor Solenoid Valve	Electrovanne extracteur vapeur
VF	=	Variador de Frecuencia	Variable frequency drive	Variateur de fréquence
VL1,2	=	Electrovalvula Llenado Tanque 1, 2	Filling Tank 1, 2 Solenoid Valve	Electrovanne de remplissage 1, 2
VG	=	Electrovalvula General Recuperador	Recovery Solenoid Valve main	Electrovanne général Recuperateur
VREC	=	Electrovalvula Recuperador	Recovery Solenoid Valve	Electrovanne Recuperateur
ZA	=	Alarma Enganchon	Buzzer alarm stuck	Alarme buzzer blocage
COLOR	=	***COLORES***	***COLOUR***	***COULEURS***
BLK, bk, n	=	Negro	Black	Noir
BLU, bl, a	=	Azul	Blue	Bleu
BRN, bn, m	=	Marrón	Brown	Marron
GRN, gn, ve	=	Verde	Green	Vert
GRY, gy, g	=	Gris	Grey	Gris
ORG, or, na	=	Naranja	Orange	Orange
PNK, pk, rs	=	Rosa	Pink	Rose
PRP, pr, vi	=	Violeta	Purple	Violet
RED, rd, r	=	Rojo	Red	Rouge
WHT, wh, b	=	Blanco	White	Blanc
YEL, yw, am	=	Amarillo	Yellow	Jaune
YEL/GRN, am/ve	=	Amarillo/verde	Yellow / green	Jaune / vert
			L 37	***12168021***

DESIGNED BY M.MAILLO
PROPOSED BY: R.VILLAR
VALIDATED BY B.OTXOA
DATE 14.06.2022

12264496

REVISION

ISSUE DATE:

Esquema electrico LVJ Arrastre Modul A3

TITLE

Modificar Bomba Lavado

A3

CODE 12264496

LVJ ARRASTRE

DESING CENTER: OINA

MAT STATUS:

DOC STATUS:

TREATMENT

ISO 2768-1

SHEET FORMAT: A4

SHEET: 2 / 2

SCALE: 1:1