



**Catalogue**  
**CATERING**  
**Chapter**  
**DISHWASHING**

**Model**  
**CO-142 HRS B DD 400V 3N 50Hz**

19058733

03/04/2019

**CO-142 HRS B DD HOOD-TYPE DISHWASHER**

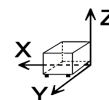
- Hood-Type dishwashers - EVO Generation
- Constructed in stainless steel.
- Counterbalanced hood with handle and spring system.
- Double rotating wash and rinse system, top and bottom, in stainless steel.
- 440 mm hood opening (Accepts GN 1/1 trays).
- Continuous wash cycle up to 10'.
- 600 W wash pump providing high water flow.
- Rounded tank to facilitate washing and drainage.
- Stainless steel armoured heating elements in the wash tank and rinse boiler.
- Multi-voltage: Allows the machine to be connected to a single-phase or three-phase voltage network.
- AISI-304 stainless steel filter trays in the wash tank.
- Thermostatic control of temperatures (wash, 60°C, and rinse, 90°C).
- Thermal stop system which guarantees a rinse temperature of 85°C.
- Safety stop switch in hood opening.
- Safety thermostat
- Machine with control panel and electronic control
- 55", 75" and 120" wash cycles.
- Theoretical maximum production of 65 baskets/hour (1170 plates/h).
- Tank with volume of 33 litres, with 4.5 kW heating element.
- Tank with volume of 9 litres, with 9 kW heating element.
- 2.4 litre water consumption per cycle.
- Rinse with thermostop system. Standard factory setting disabled. Easy to enable.
- Alternating or simultaneous tank and boiler heating.
- Total power installed: 9.6 kW (alternating) or 14.1 kW (simultaneous).
- Alternating or simultaneous tank and boiler heating.
- IPX4 anti-humidity protection.
- Energy recovery device - Power 30 W - Total height of the machine: 1,920 mm
- Drainage pump - power 70 W - tank emptying program.
- Peristaltic detergent doser.

**Equipment included:**

"One CT-10 base basket, 1 CP-16/18 basket for plates and two cutlery holders.  
"

**DIMENSIONS**

X Width	630 mm	X Gross width	765 mm
Y Depth	750 mm	Y Gross depth	905 mm
Z Height	1920 mm	Z Gross height	2000 mm
Net Weight	126,0 kg	Gross Weight	146,0 kg
Net volume	0,659 m3	Gross volume	1,385 m3



**ELECTRICITY TECHNICAL SPECIFICATIONS**

Electric power	11,100 kW
Heating power	6,00 kW
Voltage	400V - 3N
Amperage	17,8
Electric frequency	50Hz

**WATER TECHNICAL SPECIFICATIONS**

Pressure	H2O: 200-400kPa(2-4bar)
Water max consumption	60,00 L/h

**CONNECTIONS TECHNICAL SPECIFICATIONS**

230 V three-phase wiring	3X10+T - 63 A
Single-phase 230V wiring	2X16+T - 80 A
Three-phase +N 40V wiring	4X6+T - 40 A
Hot softened water diameter	3/4"
Drain 1 diameter	2"

**OTHERS**

Noise level	72,00 dB
-------------	----------



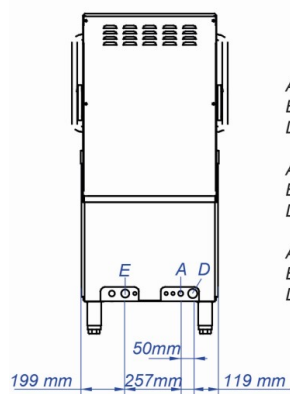
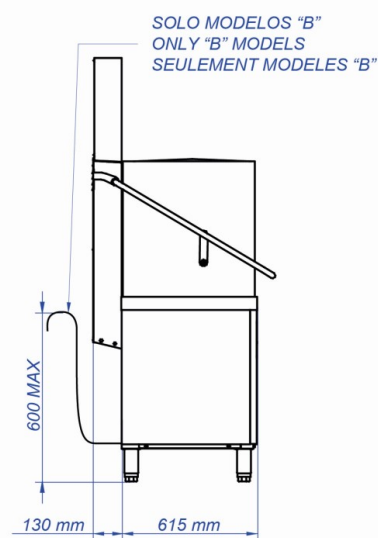
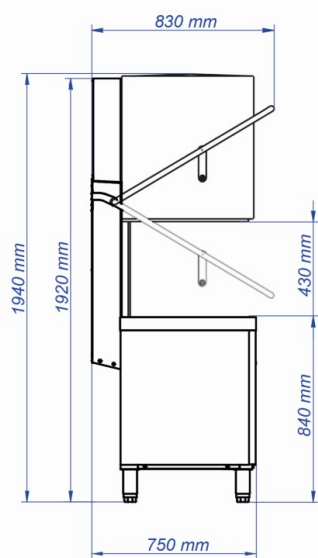
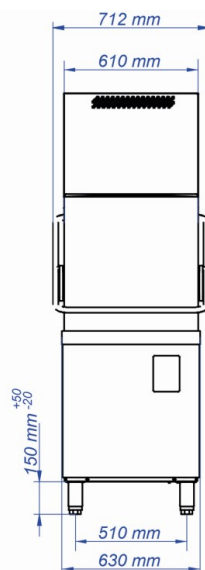
Catalogue  
**CATERING**

Chapter  
**DISHWASHING**

Model  
**CO-142 HRS B DD 400V 3N 50Hz**

19058733

03/04/2019



A: ENTRADA DE AGUA  
E: ALIMENTACIÓN ELÉCTRICA  
D: DESAGÜE

A: WATER INLET  
E: ELECTRICAL CONNECTION  
D: DRAIN

A: ARRIVÉE D'EAU  
E: CONNEXION ÉLECTRIQUE  
D: VIDANGE

